

I have placed the locker information in a notecard in your folder.

Start at 0.

To open, turn the dial: **Right three times**, **left two times**, and **right one time**.

Then turn the dial to the right to open the locker.



For instance, if your combination is **30-10-25**:

You will go right twice past 30 and stop on 30 on the third turn.

Then go left once past 10 and stop on 10 on the second turn.

Go right and stop on 25 on your only turn.

Finally, turn the knob to the right to open the locker.

This image is courtesy of acehardware.com.

When you come into the classroom, the first thing you need to do is follow the instructions on the left center of the whiteboard:

Happy Tuesday, August 25, 2020!

Learning Essential Question (LEQ): What are the expectations for this class?

1. Pick up one of each of the items on the white table by the globe:

A. Course Outline and Policies Signature Sheet

B. Personal Information Sheet

2. Start your computer.

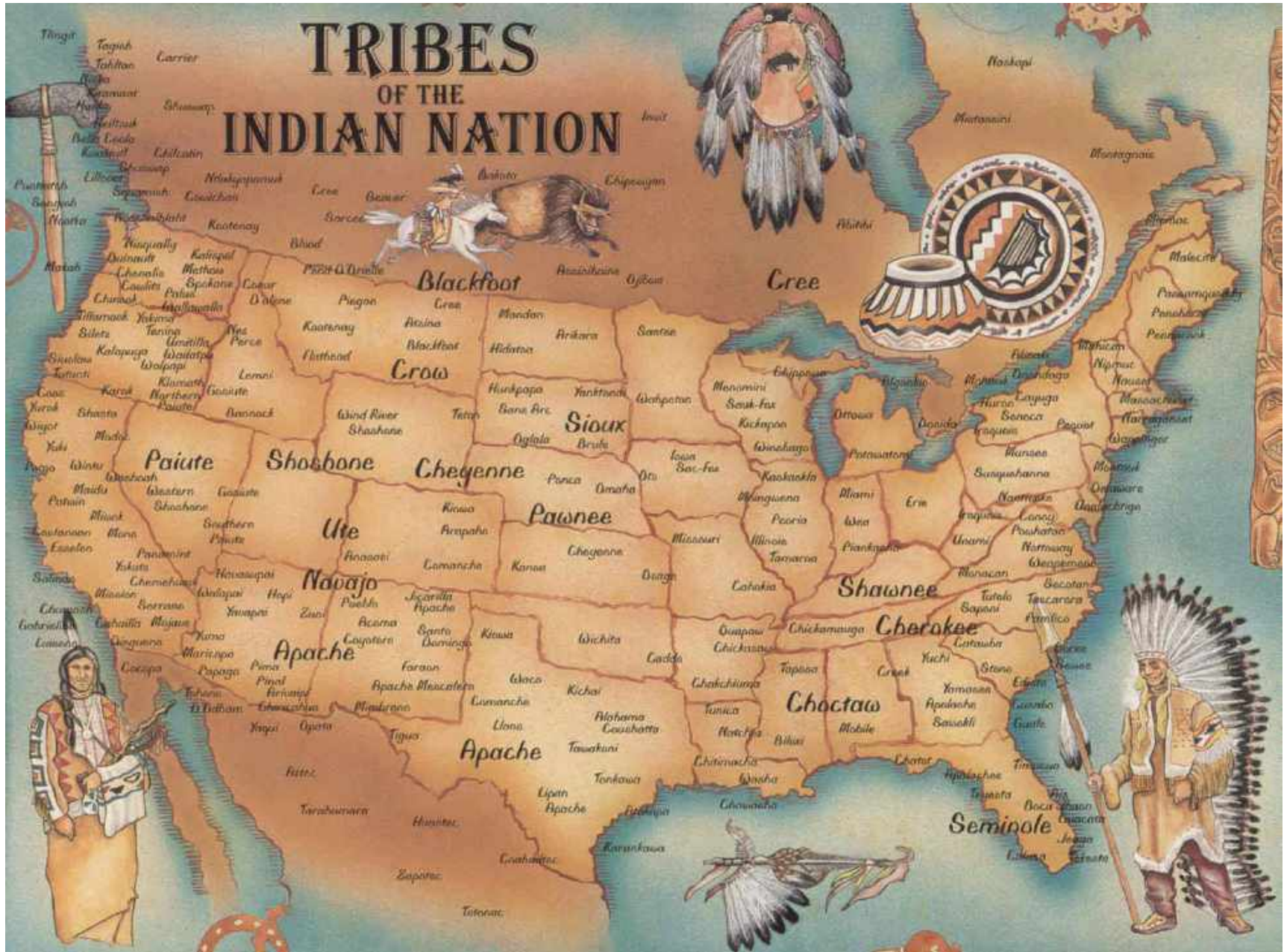
3. Access mrhousch.com/assignments

In American Cultures (American History) we will attempt to introduce you to some of the following time periods/events/subjects:



This image shows a written copy of the Constitution of the United States. This image is courtesy of constitution.org.

The First Americans, the Indians/Native Americans



This image shows a map of major Native American tribes in the United States. This image is courtesy of indianmap.org.

The First Explorers of the Americas



This image shows Christopher Columbus exploring islands in the Caribbean. This image is courtesy of columbuslands.org.

The British Colonies



Some of the most famous early immigrants to the North American continent were the “Pilgrims.” This image is courtesy of pilgrimfood.org.

The American Revolution



The three individuals are symbols of the American Revolution. This image is courtesy of fifeanddrumrev.org.

Forming a National Government



This image shows George Washington presiding over the Constitutional Convention. This image is courtesy of constitution.org.

Expanding the Territory of Our Nation



This image shows the American explorers Lewis and Clark being greeted by Native Americans on the Columbia River. This image is courtesy of [nps.gov](https://www.nps.gov).

Industrial Revolution



The Industrial Revolution began in Great Britain, and spread to the United States by the early 1800s. This image is courtesy of germanfactory.org.

California Gold Rush

A NEW AND MAGNIFICENT CLIPPER FOR SAN FRANCISCO.

MERCHANTS' EXPRESS LINE OF CLIPPER SHIPS!

Loading now but First-Class Vessels and Regularly Dispatching the greatest number.

THE SELECTED NEW OUT-AND-OUT CLIPPER SHIP



CALIFORNIA

JENNY HARRIS, Commander, AT FIVE IS EAST RIVER.

This elegant Clipper Ship was built expressly for this trade by Samuel Hall, Esq., of East Boston, the builder of the celebrated Clippers "Albatross," "Gambetta," "Java Clipper," and others. She will fully equal them in speed! Commanded by prompt dispatch and a crew quick to help may be relied upon. Enthusiasts should be engaged at once.

Agents in New England:
Messrs. W. & A. L. L. & Co.

RANDOLPH M. COOLBY, 58 Wall Street, Texas Building.

Many Americans rushing to California, traveled in the year 1849. This image is courtesy of ca49ers.org.

Slavery



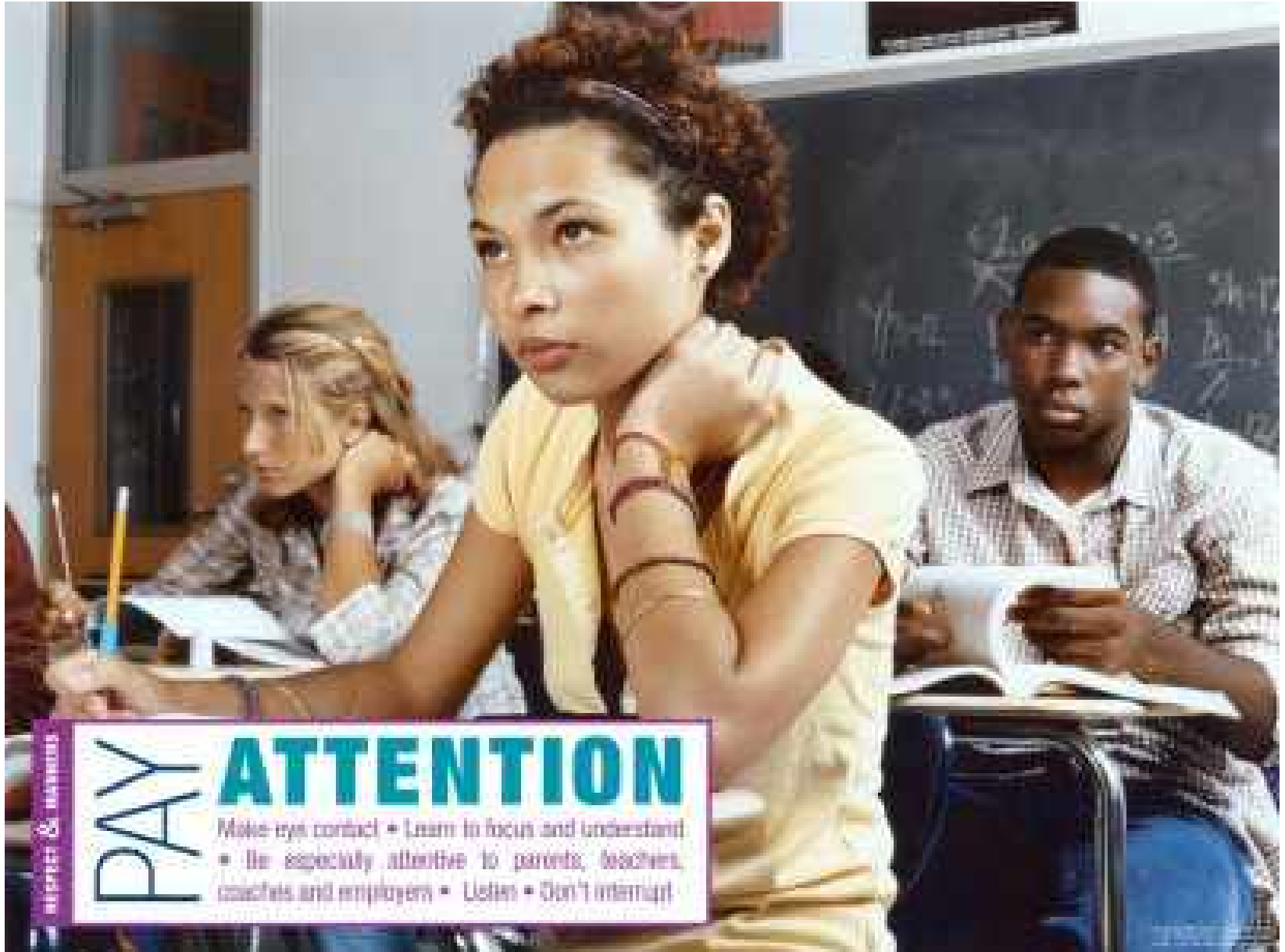
This image shows a slave auction in the United States. This image is courtesy of southernresponsibility.org.

American Civil War



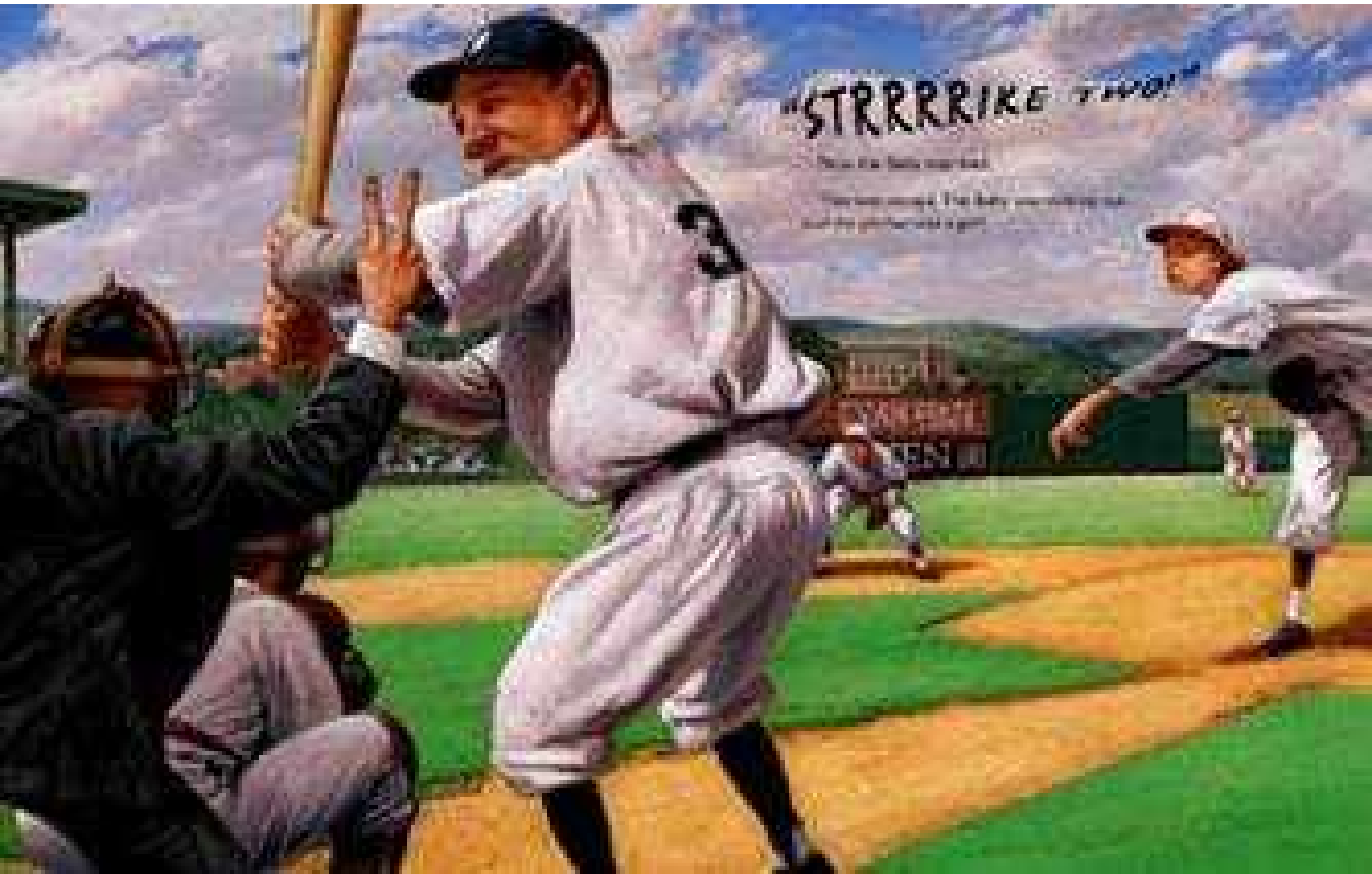
This image shows an attack on a Confederate position near Vicksburg, Mississippi. This image is courtesy of cwsiege.org.

You will not disturb the class and you will pay attention when the teacher is speaking or when one of your fellow students has permission to address the class.



This image shows students paying attention in class. This image is courtesy of payingattentionisgood.org.

We will be using a “two strikes” rule in this class.



This image shows an exhibition game in Chattanooga, Tennessee when female pitcher Jackie Mitchell struck out Babe Ruth and Lou Gehrig. This image is courtesy of engelstadium.org.

If you are speaking, not paying attention, or otherwise disturbing the class when I am speaking, or someone else has the floor, I will write your name on the whiteboard. **That is your first strike.**



This is not a whiteboard, this is a blackboard. Today we don't have chalk. This image is courtesy of blackboardchalk.org.

I am not going to tell you that you have your name on the board, you need to be aware that your name is on the board.



The American symbol of “Uncle Sam” will be used to get across more than a few points in this class this year. This image is courtesy of patriotpost.us.

If you again speak, disrupt the class, or do not pay attention when I or others have the floor, I will put a check mark by your name. **That will be your second strike**, and you will receive a blue slip.



No checkmarks are good. Checkmarks are bad. Very bad. This image is courtesy of checkinabox.org.

Is there anyone who does not understand this rule?



We'll see. This image is courtesy of huhtwins.org.

Roll Call. If I am pronouncing your name incorrectly, I apologize in advance for doing so.
Please let me know the correct pronunciation and the name you would like to be called.



If anyone needs to leave the room for any reason, they must write their **First and Last names** on the clipboard by the door with today's **date**, the **time**, and your **destination**.







If you want to use the restroom, you must ask permission:

A. Take a Pass with you.



If you want to use the restroom, you must ask permission:

B. I will initial a “Potty Pass” for you.

<p>NAME _____ SECTION _____</p> <p>Potty Pass</p> <p>1st MARKING PERIOD</p>  <p>_____</p> <p>_____</p> <p>MR HOUSCH ROOM 232</p>	<p>NAME _____ SECTION _____</p> <p>Potty Pass</p> <p>2nd MARKING PERIOD</p>  <p>_____</p> <p>_____</p> <p>MR HOUSCH ROOM 232</p>
<p>NAME _____ SECTION _____</p> <p>Potty Pass</p> <p>3rd MARKING PERIOD</p>  <p>_____</p> <p>_____</p> <p>MR HOUSCH ROOM 232</p>	<p>NAME _____ SECTION _____</p> <p>Potty Pass</p> <p>4th MARKING PERIOD</p>  <p>_____</p> <p>_____</p> <p>MR HOUSCH ROOM 232</p>

You may use your potty pass up to six times during a marking period.

NAME _____ SECTION _____



Potty Pass

1st MARKING PERIOD




MR HOUSCH
ROOM 232

Do not sharpen your pencils when I am speaking, or when someone in the class “has the floor.” This electric pencil sharpener is on the white table.



If you need to borrow a sheet of paper, paper is located on the rectangular tables by the wall.




If you need to borrow a pencil from me, you may, but you must leave a shoe by my desk so that I am assured that you return the pencil before you leave.



Absence Policy— If you are absent from school, **YOU** are responsible for receiving your assignments including any possible handouts.



You have **TWO SCHOOL DAYS** to complete the missed work for each day you were absent.



If you know that you will be gone for an excused absence (such as on an “[Educational Trip](#)”) it is your responsibility to download these assignments, print them out, and take any online Pre-Tests or Tests before you return to school.

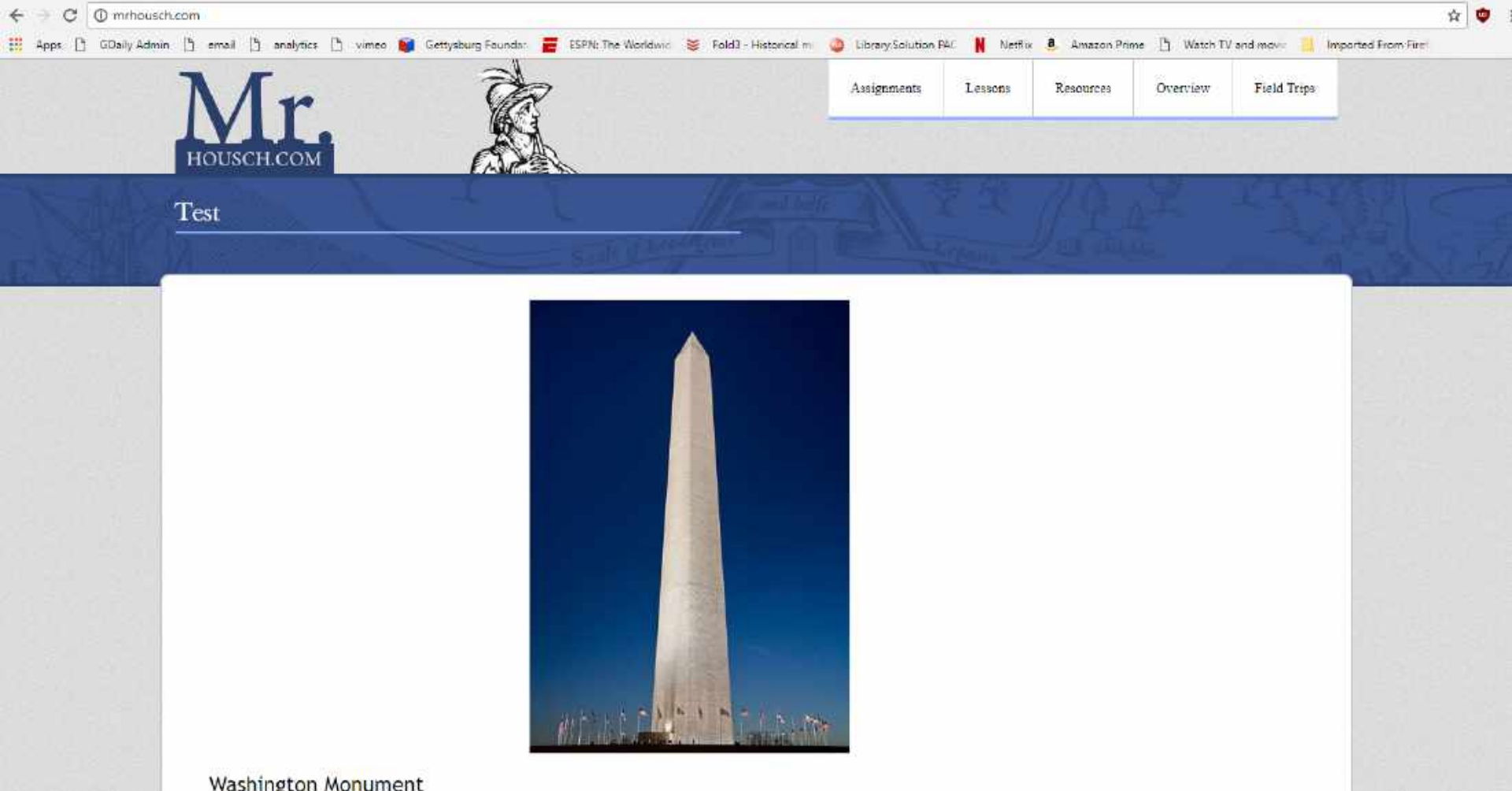


When you take your “educational trip” to Florida, or other educational locations, you need to keep up with your school work. Bring your computer. This image is courtesy of [teen.computer](#).

You are responsible for knowing your assignments, as they will usually be posted weeks ahead of time, on the website mrhousch.com.

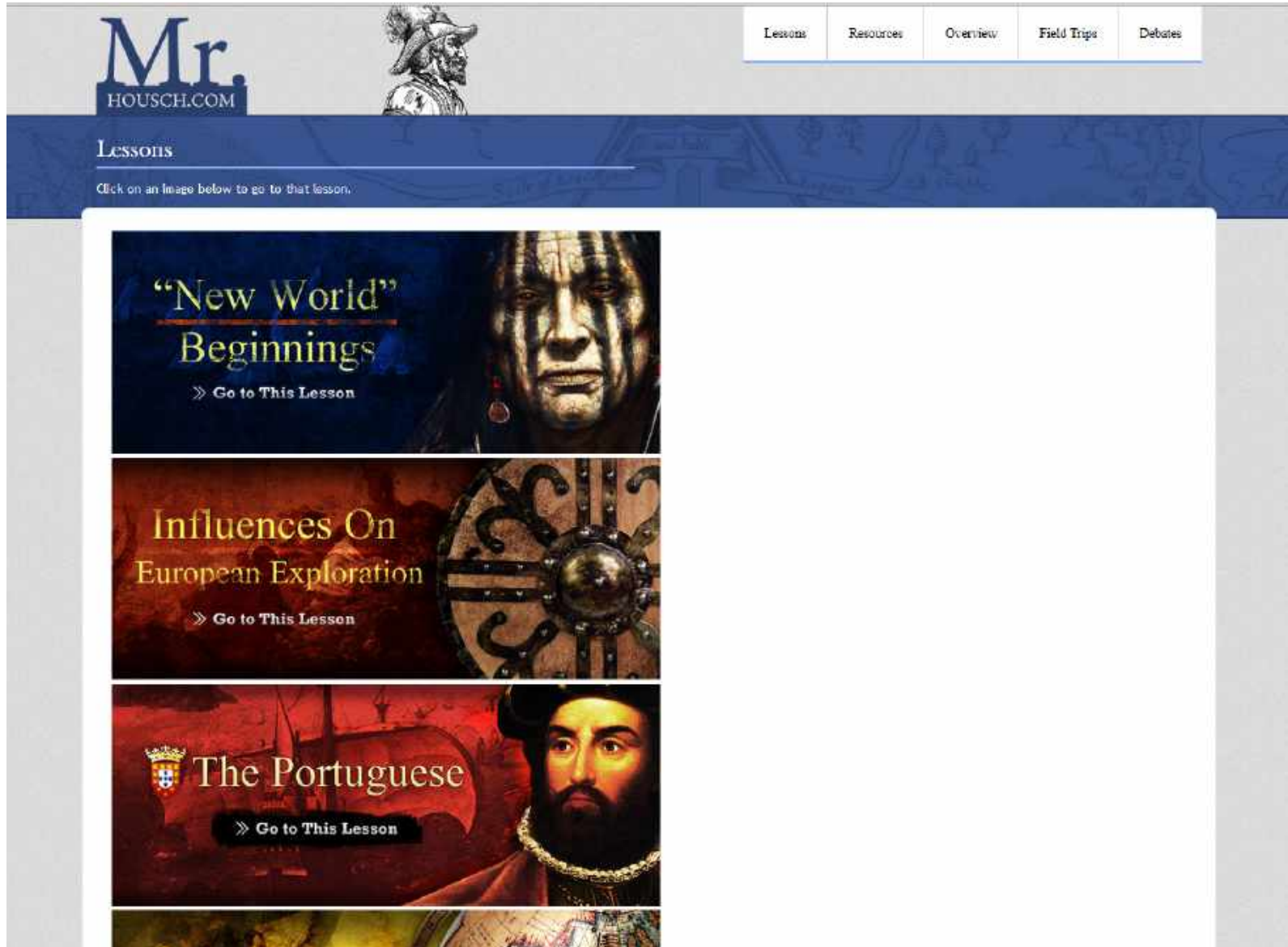


On mrhousch.com the assignments can be accessed from the front page at the tab labeled “Assignments.”



The “Assignment” tab is at the top of the page. This image shows a test home page of the mrhousch.com site for this year. This image is courtesy of mrhousch.com.

The lessons and any items to download can also be accessed via the “Lessons” tab on the front page or from <http://mrhousch.com/lessons/>.



The “Lessons” page currently contains lessons from the beginning of man’s arrival in North America to Reconstruction. One needs to click on one of the “banners” to start looking at the lesson. This image is courtesy of mrhousch.com.

You should download lessons and other items to your computer or other electronic device (smartphone) so that you may look at them at your leisure whether the internet is working at home or at school when you need to look at them.



Mrhousch.com is accessible/viewable on your smartphone, or other electronic devices. This image is courtesy of mrhousch.com.

There is no excuse for coming to school and not knowing what your homework/assignment was for the previous day(s) or in the future.



Just do what you are supposed to do. This image is courtesy of womensrunning.competitor.com.

We are not having big tests this semester. You will be tested more frequently with smaller tests. **It is up to you to do your homework/assignments and to understand your responsibilities.**



Grading: Based on our school's current grading system, students will receive the following grades:

- 4 The student has gone above and beyond in mastery of this material.**
- 3 The student has mastered this material.**
- 2 The student has acquired a basic understanding of this material.**
- 1 The student has not yet acquired a basic understanding of this material.**


American Classics Tests-- Each student will complete **four** “American Classics” tests this year, which will demonstrate knowledge of some of the basic works of American history.



AMERICAN CLASSICS

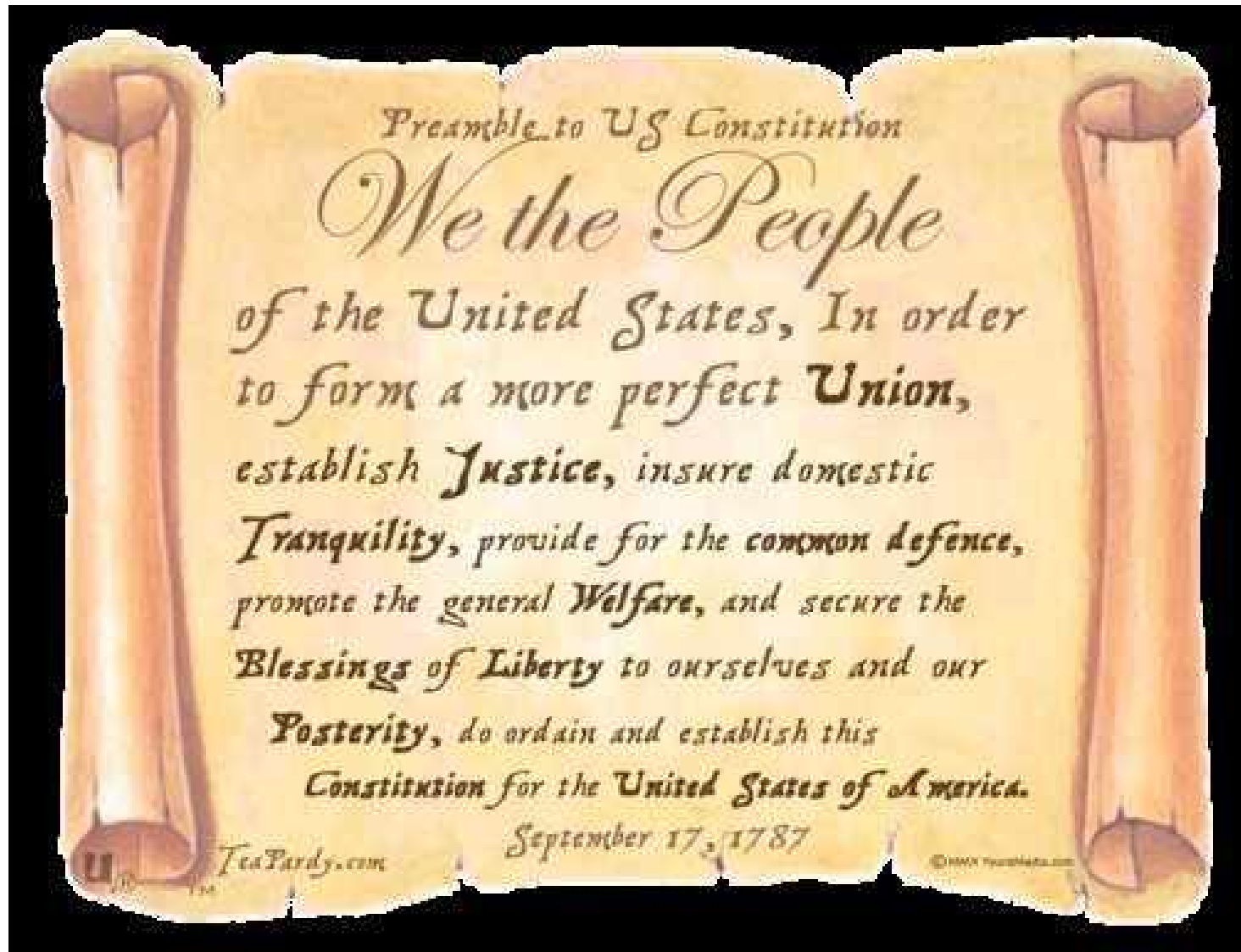
BURGERS ★ STEAK & CHEESE ★ FRIES

September 24, 2020- Write or recite from memory the
Preamble to the U.S. Constitution.



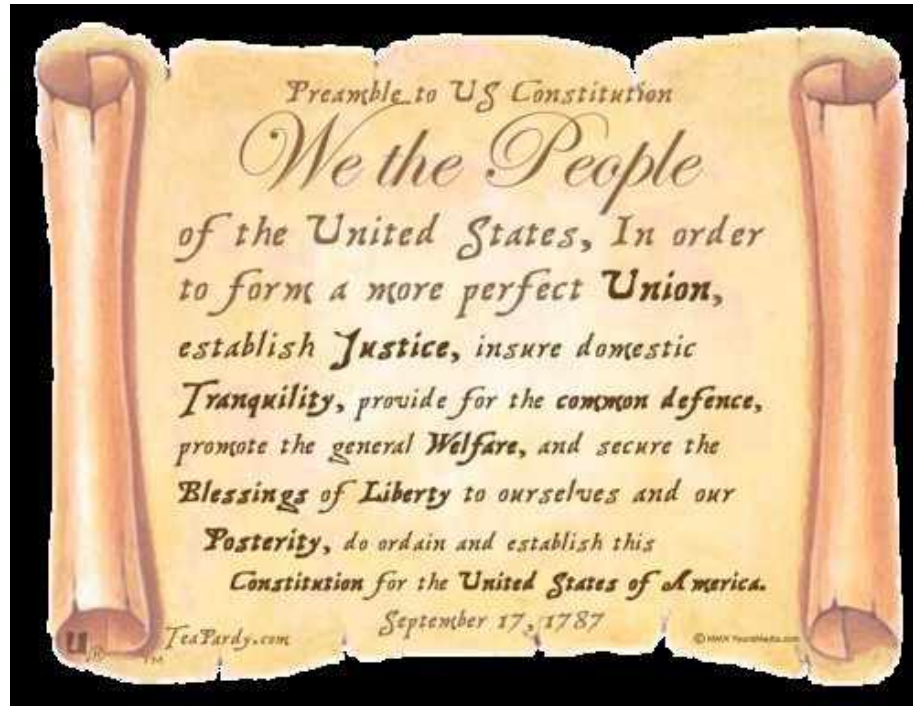
We the people of the United States, in order to form a more perfect Union, establish justice, insure domestic tranquility, provide for the common defense, promote the general welfare, and secure the blessings of liberty to ourselves and our posterity, do ordain and establish this Constitution for the United States of America.

Writing the Preamble in front of the teacher or reciting the Preamble from memory will give one a “3.”



A Preamble is the beginning or introduction to a document. This image is courtesy of experienceproject.com.

Writing or reciting the Preamble **and** writing at least two sentences which correctly summarize/describe **each** of the first 10 amendments to the Constitution (Bill of Rights) will give one a **“4.”**



A Preamble is the beginning or introduction to a document.
This image is courtesy of experienceproject.com.



The first ten amendments to the constitution are known as the Bill of Rights. This image is courtesy of sportsposterwarehouse.com.

October 22, 2020- Write or recite from memory the first verse to **“The Star Spangled Banner.”**

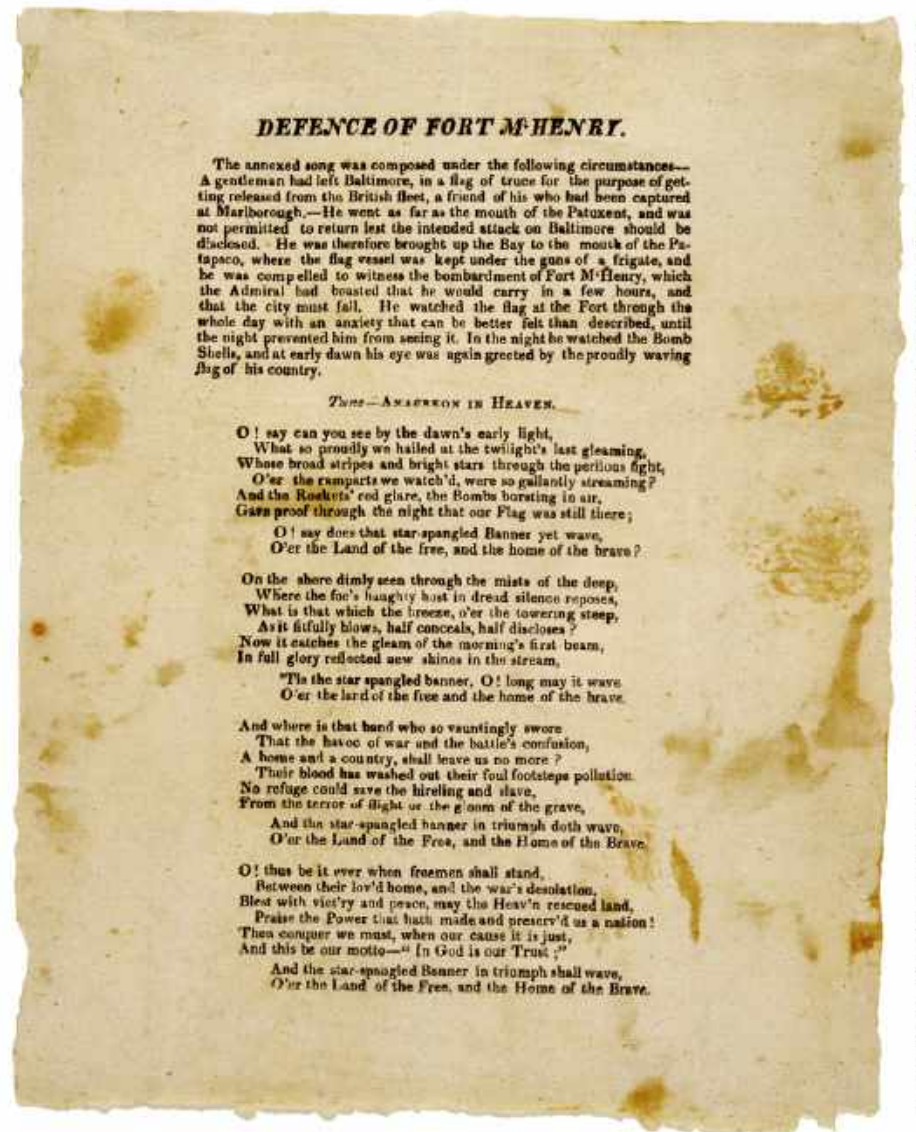


Writing/Reciting/Singing the first verse of the Star Spangled Banner in front of the teacher from memory will give one a “3.”



The first verse of the Star Spangled Banner is frequently performed at the beginning of sporting events. This image is courtesy of flagworldinc.com.

Writing/Reciting/Singing the four verses of the Star Spangled Banner in front of the teacher from memory will give one a “4.”



DEFENCE OF FORT M-HENRY.

The annexed song was composed under the following circumstances.—A gentleman had left Baltimore, in a flag of truce for the purpose of getting released from the British fleet, a friend of his who had been captured at Marlborough.—He went as far as the mouth of the Patuxent, and was not permitted to return lest the intended attack on Baltimore should be disclosed. He was therefore brought up the Bay to the mouth of the Patuxent, where the flag vessel was kept under the guns of a frigate, and he was compelled to witness the bombardment of Fort M-Henry, which the Admiral had boasted that he would carry in a few hours, and that the city must fall. He watched the flag at the Fort through the whole day with an anxiety that can be better felt than described, until the night prevented him from seeing it. In the night he watched the Bomb Shells, and at early dawn his eye was again greeted by the proudly waving flag of his country.

THUS—ANATHRON IN HEAVEN.

O! say can you see by the dawn's early light,
What so proudly we hail'd at the twilight's last gleaming,
Whose broad stripes and bright stars through the perilous fight,
O'er the ramparts we watch'd, were so gallantly streaming?
And the Rockets' red glare, the Bombs bursting in air,
Gave proof through the night that our Flag was still there;
O! say does that star-spangled Banner yet wave,
O'er the Land of the free, and the home of the brave?

On the shore dimly seen through the mists of the deep,
Where the foe's haughty host in dread silence reposes,
What is that which the breeze, o'er the towering steep,
As it fitfully blows, half conceals, half discloses?
Now it catches the gleam of the morning's first beam,
In full glory reflected new shines in the stream,
'Tis the star-spangled banner, O! long may it wave,
O'er the land of the free and the home of the brave.

And where is that band who so vauntingly swore
That the havoc of war and the battle's confusion,
A home and a country, shall leave us no more?
Their blood has wash'd out their foul footsteps' pollution:
No refuge could save the hireling and slave,
From the terror of flight or the gloom of the grave,
And the star-spangled banner in triumph doth wave,
O'er the Land of the Free, and the Home of the Brave.

O! thus be it ever when freemen shall stand,
Between their lov'd home, and the war's desolation,
Blest with vict'ry and peace, may the heav'n rescued land,
Praise the Power that hath made and preserved us a nation!
Then conquer we must, when our cause it is just,
And this be our motto—"In God is our Trust."
And the star-spangled Banner in triumph shall wave,
O'er the Land of the Free, and the Home of the Brave.

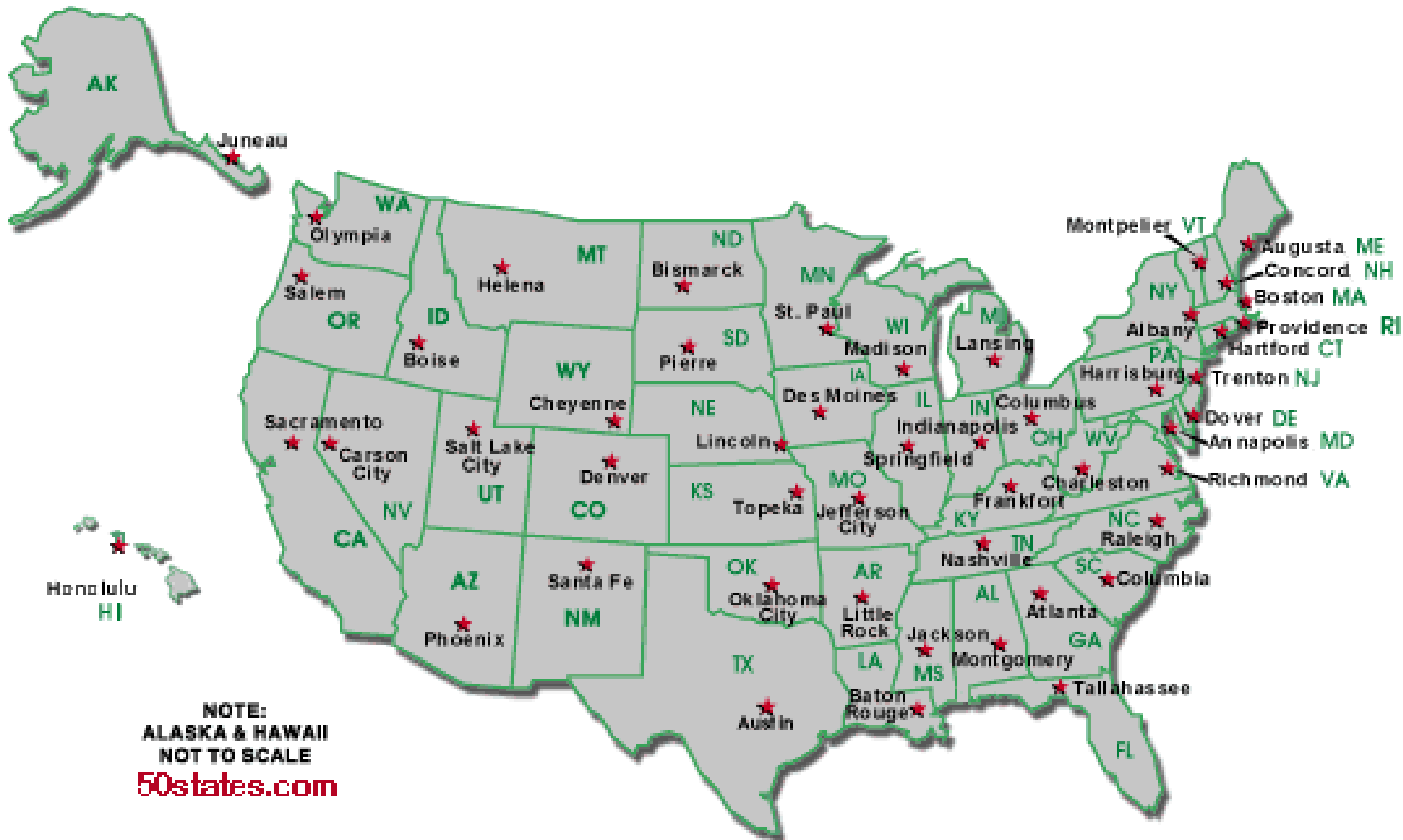
The last three verses of the Star Spangled Banner are not well known. This image is courtesy of theanthemproject.org.

November 23, 2020- Correctly identify the **Fifty States of the United States**, and spell them correctly.



November 23, 2020- If you want a “4” on this test, then one has to know **all** of the states.

They also need to correctly identify the Capital cities of the Fifty States of the United States.



Sometimes the state capitals are not the largest cities in a state. This image is courtesy of 50states.com.

January 8, 2021- Recite or write from memory the first two paragraphs of the **Gettysburg Address**.



January 8, 2021- If you want a “4” on this test, one has to know the complete Gettysburg Address.



The photograph shows Abraham Lincoln on the speaker's platform at Gettysburg, Pennsylvania on November 19, 1863. This picture was taken around noon. Three hours later, Lincoln would deliver his “few appropriate remarks.” This image is courtesy of the Library of Congress.

One may take each American Classics test **three times** (without penalty) until the dates listed above.



Behavior/Habits of Learning-- You will be evaluated on the work assigned to you during class and on your homework.



If you decide for whatever reason that you will not finish the work during the time allowed, then you will be graded accordingly. These points add up for good or for bad by the end of the marking period.



Finishing your work is good. Not finishing your work is bad. Very bad. This image is courtesy of lifehacker.com.

It is strongly recommended that you do your homework assignments.

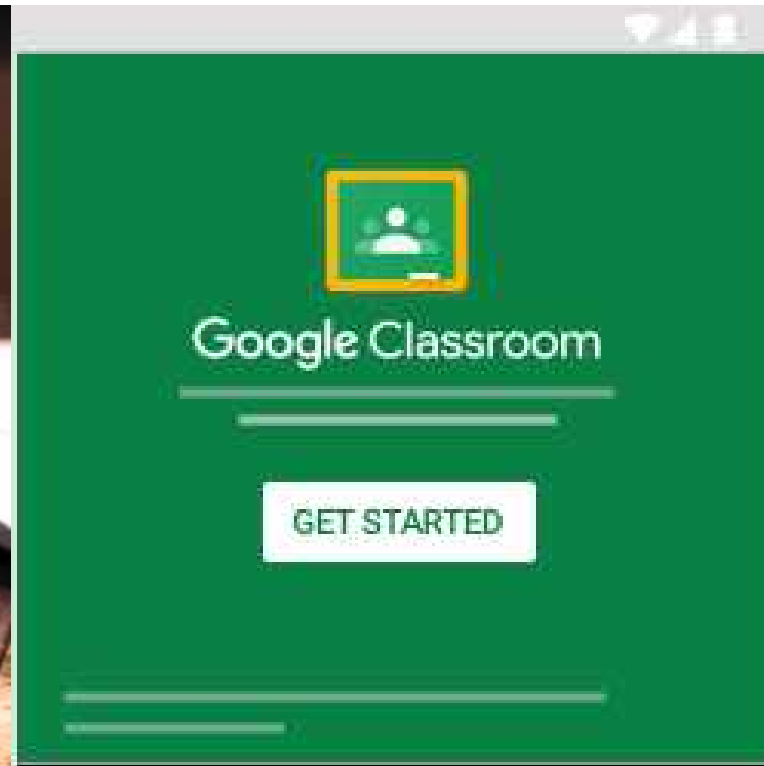
Many times your at home assignments will be to read and to download a power point or pdf of the lesson for the next class.



Homework

The homework assignments in the class will also be reading your trade book, or working on your project, or researching for a debate. This image is courtesy of the Whitman Hansen School District.

After you read your lesson on mrhousch.com, you will look over Study Guides for that lesson, and take a Pre-Test on that material using Google Classroom.



The Pre-Test will be used to judge how much effort that you put into your assignment for that evening. This image is courtesy of bigwormscff.org.

Many days your homework assignments will be:


1. Go to mrhousch.com and look at the homework for today's date:
2. On mrhousch.com Read the “Basics” section of a lesson (Vocabulary words, people to know, and maps)
3. On mrhousch.com Read the “Story” section of a lesson (The Story lesson tells the narrative or story about what you are studying).
4. On mrhousch.com under “Related Documents” look over the Quiz Study Guide for that lesson.
5. On mrhousch.com under “Related Documents” look over the Map Study Guide for that lesson.
6. On Google Classroom take the Quiz Pre-Test on the lesson that you read.
7. Think about the Essay question for that day's lesson.

Plan ahead and do these assignments when you have internet access, such as during COLT period.



When you are in school, and the internet is working, you should download the materials that you will need for the next class. This image is courtesy of tipsnext.com.

It is strongly recommended that your computer's battery is fully charged, and that your computer is fully functional for class.



Take any opportunity to plug in your computer. This image is courtesy of lifehacker.com.

One should attempt to plug up their computer during their homeroom if they doubt the battery charge will not last through the complete academic day.



One could also plug up their computer in homeroom during lunch, or in the LGI during COLT. This image is courtesy of lifehacker.com.

If there is a consistent pattern of your computer not working properly, and you have not taken it to the Tech Center to get it repaired and/or receive a replacement, this will also affect your Habits of Learning Grade.



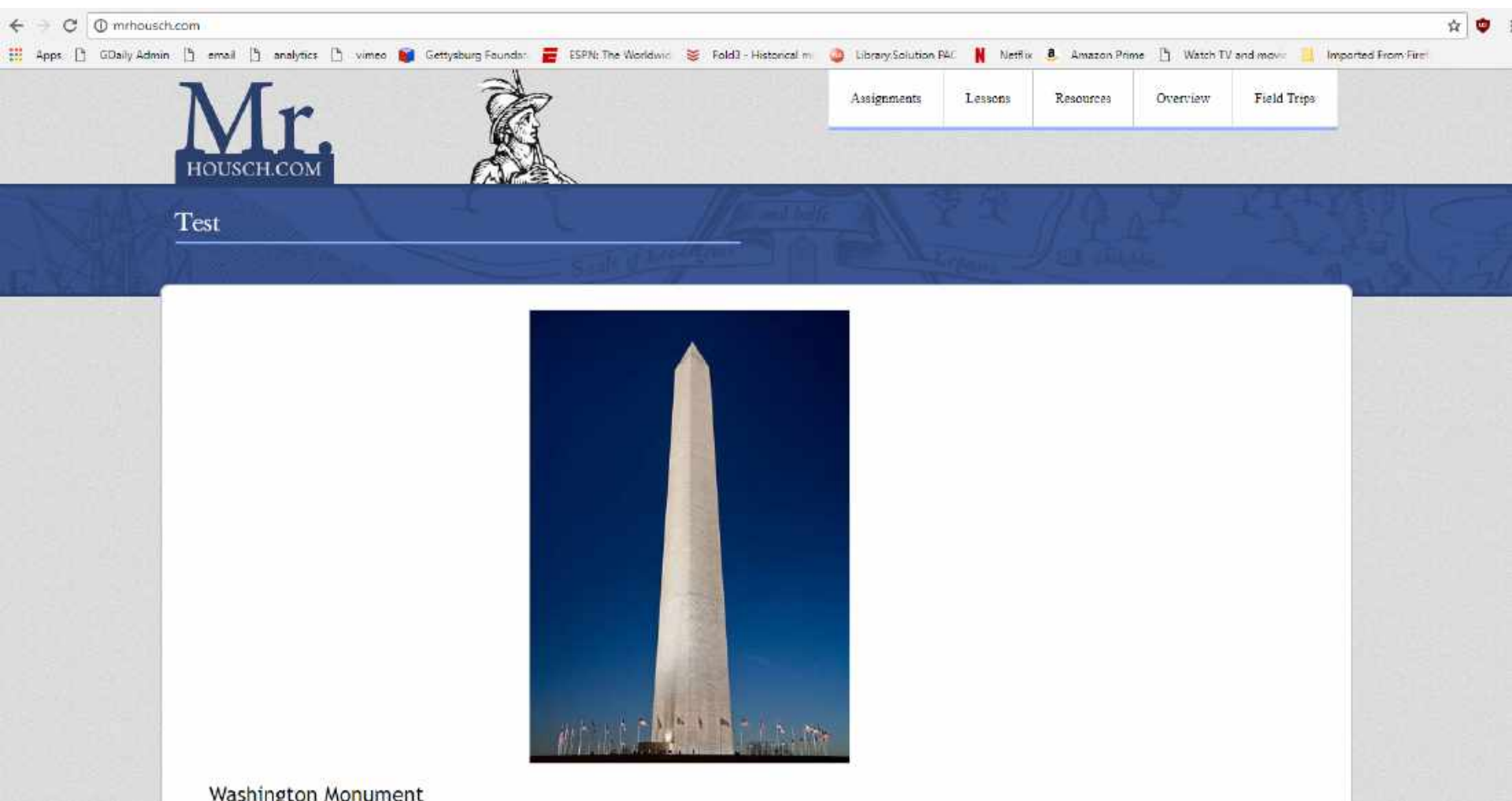
Not only will you lose responsibility points, you will lose communication points. This image is courtesy of saulteup.edu.

Academic Class Work Besides the American Classics tests, students will be graded on quizzes and writing assignments that we will have throughout the semester.



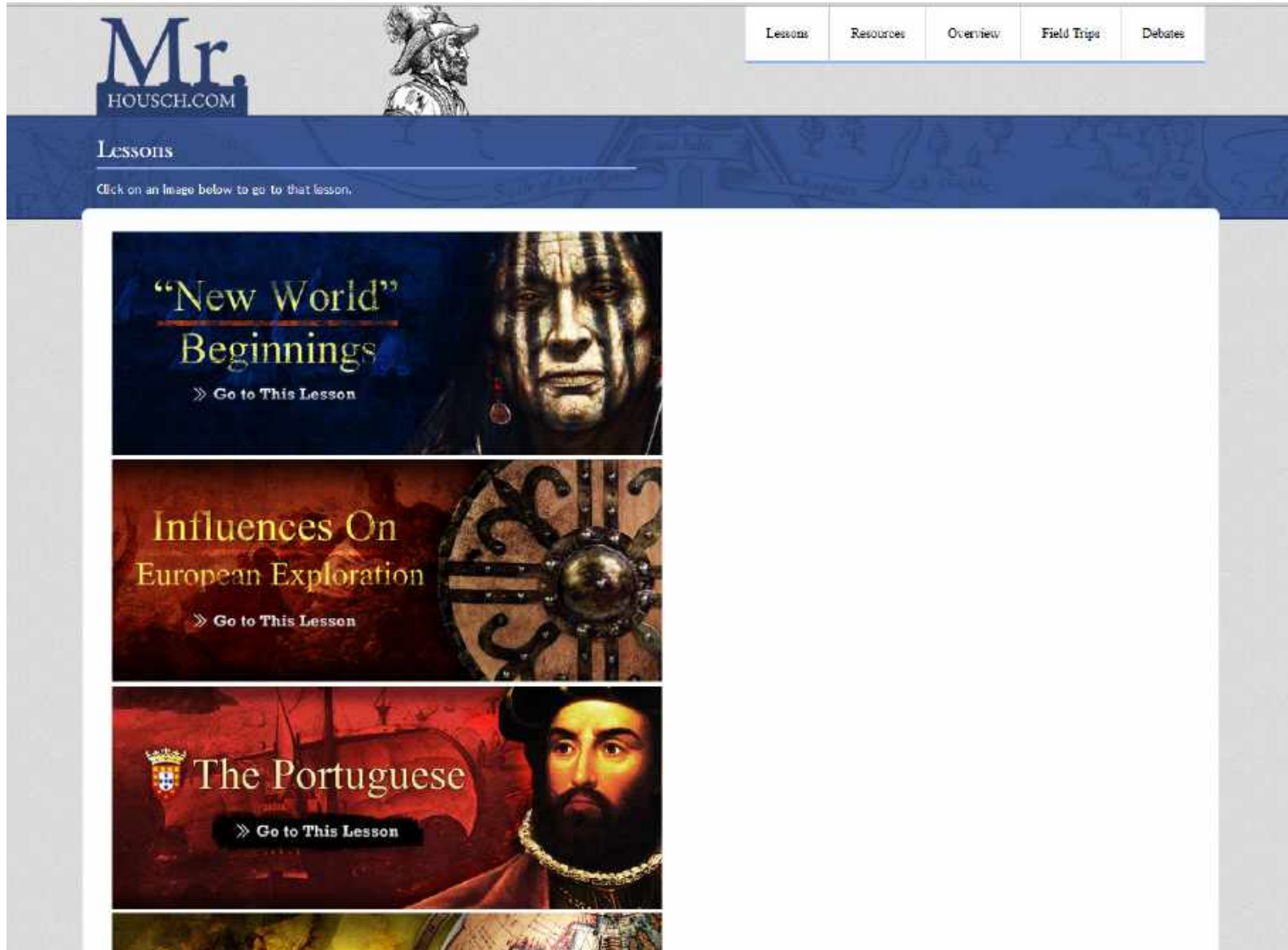
The quizzes and tests will be on paper. This image is courtesy of walesonline.co.uk.

The assignments for the class are found on mrhousch.com on the front page at the tab labeled “Assignments.”



The “Assignment” tab is at the top of the page. This image shows a test home page of the mrhousch.com site for this year. This image is courtesy of mrhousch.com.

The primary reading lessons for this class are on mrhousch.com under “Lessons.” or from <http://mrhousch.com/lessons/>.



The “Lessons” page currently contains lessons from the beginning of man’s arrival in North America to Reconstruction. One needs to click on one of the “banners” to start looking at the lesson. This image is courtesy of mrhousch.com.

Students are expected to read the “Basics” section and the Story section before each class in order to prepare you for when you will be tested on the content of that material.



Lessons

Resources

Overview

Field Trips

Debates

Jamestown

Previous Lesson: Spain's New World Empire

Next Lesson: Plymouth



Jamestown Basics

160. In what present day state was the first permanent English settlement in North America?



This map of the Commonwealth of Virginia is courtesy of www.MrHousch.com.

[Download the Jamestown Basics PowerPoint](#)

[Download the Jamestown Basics PDF](#)

Jamestown

160. In what present day state was the first permanent English settlement in North America?



This map of the Commonwealth of Virginia is courtesy of www.MrHousch.com.

[Download the Jamestown PowerPoint](#)

[Download the Jamestown PDF](#)

The “Basics” part of the lesson is always on the left and the “Narrative” part of the lesson is always on the right. This image is courtesy of mrhousch.com.

Students will also be assigned writing assignments related to the material that is covered in these lessons, and the essay questions are posted on mrhousch.com. Be prepared for the essay.



LessonsResourcesOverviewField TripsDebates

For this week

In our final week we will continue our study of the Civil War. Thank you for a very good semester.



The American Civil War's
Eastern Theater Part 1
» Go to This Lesson

Upcoming Assignments

▼ Dates to Remember

Friday, January 8, 2016

Our Essential Question is "What events occurred during the American Civil War?" The Gettysburg Address is due today! We will review "The American Civil War's Eastern Theater Part 1" Basics Lesson and Narrative Lesson. We might have a test on this section. The Essay Question is: "What were some strengths and some weaknesses of United States army commanders in the Eastern Theater of the American Civil War? What do you think are the characteristics of an ideal military commander?" We will have our current events competition.

Homework:
Work on the Gettysburg Address (first two paragraphs). Read and download "The American Civil War's Eastern Theater Part 2" power points and pdfs.

Monday, January 11, 2016

Our Essential Question is "What events occurred during the American Civil War?" We will review "The American Civil War's Eastern Theater Part 2" Basics Lesson and Narrative Lesson. We might have a test on this section. The Essay Question is: "What do you believe was the most important battle of the American Civil War in the Eastern Theater? Fully explain the importance of that battle's outcome." We will play a CMI War board game to learn strategy.

Homework:
Read and download "The American Civil War's Western Theater Part 1" power points and pdfs.

The Essays are listed on the “Upcoming Assignments” which is located on the homepage. This image is courtesy of mrhousch.com.

If you haven't completed the lessons before class, you will have made an unnecessary challenge for yourself.




Show responsibility. Be prepared for class. This image is courtesy of thekenyonthrill.com.

Approximately once every two weeks you will have an “overall” history quiz on previous lessons, a Map Test from previous lessons, and an essay.



The essay questions will be presented to you throughout the week. Look at mrhousch.com for the essay questions for each lesson. This image is courtesy of hotdog.com.

You will take two laps around the room, stretch, and not touch anybody.



You will walk in the direction that the arrow is pointing. This image is courtesy of [clipart.com](https://www.clipart.com/).

We might have three classroom debates this year.



This image shows former Secretary of State Hillary Clinton and then entrepreneur Donald Trump during the 2016 Presidential Campaign. This image is courtesy of [bbc.com](https://www.bbc.com).

Our debate topics will be: **Immigration....**



This image is courtesy of usimmigrationjourney.com

...Gun control...




This image is courtesy of forcechange.com

... and Privacy versus Security.




This image is courtesy of healthinforwars.blogspot.com

If you miss any or all of a debate, your makeup work will be: Go through local newspapers and census records and compile a database for the Hanover community.



You will go to Mr. Housch to receive your specific assignment for this project. It is up to you to makeup any or all work that you have missed. Be responsible. Mr. Housch is not going to chase you down. This image shows the Hanover, Pennsylvania town square in 1863. This image is courtesy of Wikimedia Commons.

Makeup Work Any test on which you score **less than a “2”** needs to be taken again until you show that you understand the material on which you were tested.



You should take the initiative to study for the makeup test and attempt to retake it before school or during COLT period (if you are available).



You have two weeks to retake a test and/or makeup any work.



One week doesn't mean 14 school days. It means two weeks from the day you took/missed the tests. This image is courtesy of bsoyle.com.

On retakes, you will fill out a Retake Request sheet stating why you want to retake the test, and stating why you did not do well on the test the first time you took it.



The best way not to have to retake tests is to study well for tests in preparation for the first time that you will take the test. This image is courtesy of [resultsonly learning.blogspot.com](http://resultsonlylearning.blogspot.com).

Your highest score on a retake will not be more than a “3.”



You will be expected to study before you retake a test. This image is courtesy of hubd123.org.

After the first retake you cannot score higher than a “2” on the next retake for that test.

RETAKES

Three crumpled pieces of white paper are scattered on a dark brown, textured background. One small ball is on the left, and two larger, more complex crumpled pieces are on the right. The word 'RETAKES' is printed in large, white, bold, sans-serif capital letters across the lower-left portion of the image.

Most students who actually study, do not have to retake a test more than once. This image is courtesy of s4rb.com.

If you do not take the initiative to make up the test on your own, you may receive a pass to come to Mr. Housch's room during lunch to retake the test.



Once again it will be your responsibility to make up tests or to take tests that you missed. We are on a four point scale instead of understandable letter grades such as those seen in this drawing. This image is courtesy of eagleionline.com.

Assignments—Assignments are posted in the classroom, and on the website mrhousch.com. On the website more than a couple of days are posted at a time.



© J. Baumann

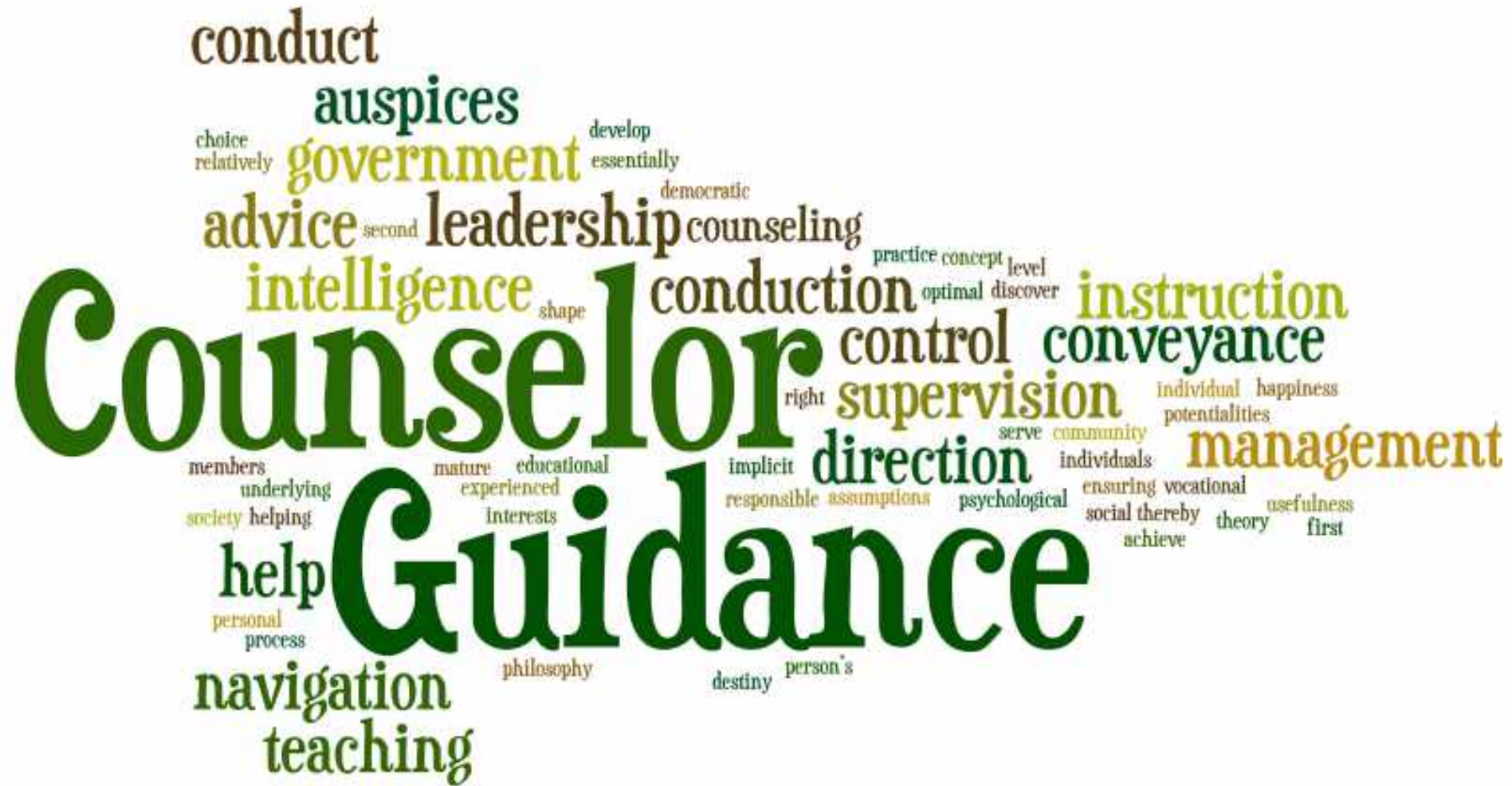
This image shows a 1937 Chevrolet School Bus. It was used by the Willis Independent School District in Willis, Texas. This image is courtesy of oldbus.us.

It is your responsibility to retrieve your assignments and any class work.



Emory H. Markle Intermediate School is located in Hanover, Pennsylvania. This image is courtesy of swsd.k12.pa.us.

You should call the guidance office and ask someone to retrieve any materials that cannot be accessed by mrhousch.com and have them waiting in the guidance office for someone to pick up for you.



The telephone number for Emory H. Markle Intermediate School is 717-633-4840. The extension for the Guidance Office is 22924. This image is courtesy of shenango.k12.pa.us.

Notebooks—Students will acquire a notebook for this class with approximately a 2 inch wide spine. **All your work for this class should be kept in your notebook.** If you have a dispute with the teacher over your grade or missing work, you need to produce the evidence that you did the work.



A Notebook is a book or binder composed of pages of notes, often ruled, made out of paper. This is not an electronic notebook. This image is courtesy of [amazon.com](https://www.amazon.com).

You need your own three ring notebook for this class by **your next face to face class.**



This notebook contains recipes for cooking food. Your notebook will contain your papers for this class. This image is courtesy of tantarobina.com.

Headphones—Students need to acquire headphones/earphones for this class.



Sometimes there will be short video clips to listen to as part of a lesson. This image is courtesy of tourtalksystem.com.

We MIGHT have a field trip to Gettysburg this school year.



This is the Pennsylvania State Monument. This image was taken by Mr. Housch on January 17, 2010.

2nd Period Monday January 11, 2021

6th Period Tuesday January 12, 2021

8th Period Wednesday January 13, 2021



We will be taking a South Western school bus. Our “snow dates” are January 8th, 11th, and 12th. This image is courtesy of scholastic.com.

We will be leaving after you eat lunch on those days.



This image shows Cafeteria A of Emory H. Markle Intermediate School. This image was taken by Mr. Housch on August 24, 2010.

Mr. Housch is a Gettysburg Licensed Battlefield Guide and will be leading the class around the battlefield that afternoon.



This image was taken on East Cemetery Hill. Culp's Hill is in the right background. This image was taken by another Mr. Housch on February 18, 2011.

You will return to Emory H. Markle before school is dismissed.



This image is courtesy of the South Western School District.

CLASS EXPECTATIONS

In order for our classroom to run efficiently, it is expected that each student will do their best to contribute to their education.



ALWAYS COME PREPARED FOR CLASS Bring your computer, your American Cultures Notebook, and a writing instrument with you every time you come to class.



ALWAYS ARRIVE ON TIME TO CLASS If you arrive after the time for class to start, you will be marked tardy.



**ALWAYS READ THE INSTRUCTIONS ON THE
WHITEBOARD WHEN YOU COME INTO CLASS**

Many times you will receive instructions on what papers to pick up in order for you to complete them.



ALWAYS ASK PERMISSION IF YOU NEED TO LEAVE THE ROOM Be sure that you fill out the sheet on the clipboard with your destination. Mr. Housch will make sure that your “potty pass” is documented before you go to the restroom. **We must know where you are at all times.**



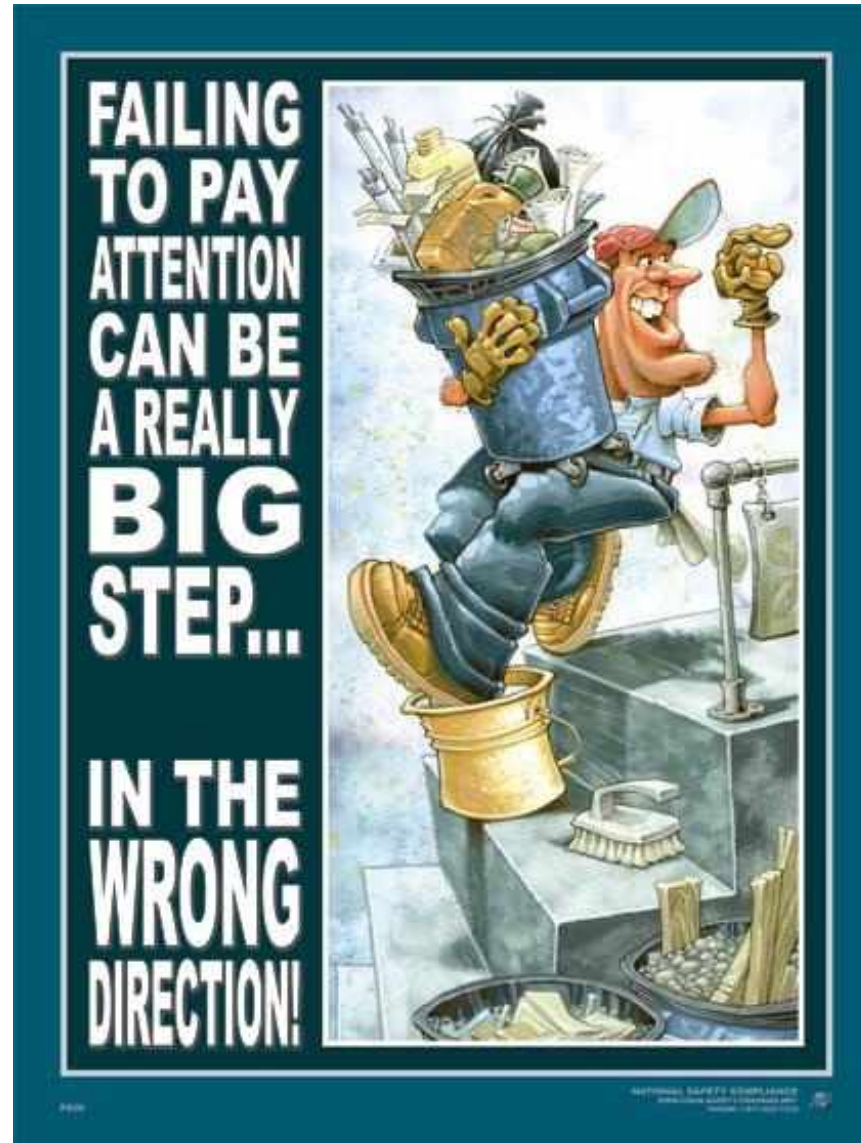
MAKE SURE THAT THE RESTROOM DOORS REMAIN OPEN
AT ALL TIMES

There is no need to close the outer doors to the restrooms. If you are in the restroom with the outer door closed, you will receive a blue slip. **Only 3 people allowed at one time.**



ALWAYS PAY ATTENTION

(We've already talked about the 2 Strike Rule)



ALWAYS USE THE WHOLE CLASS PERIOD

Do not pack up your belongings early. I will let you go on time to your next appointment.



ALWAYS WORK TO THE BEST OF YOUR
ABILITY Never give less than your best effort. Be
proud of your work.



ALWAYS BE POLITE TO YOUR CLASS MEMBERS

This includes class members that you do not particularly enjoy, and who might not be very polite to you. Treat each other with respect.



ALWAYS CHECK TO MAKE UP WORK YOU HAVE MISSED WHEN YOU ARE ABSENT FROM CLASS It is your responsibility to ask for work you have missed. If you receive a zero on work you have missed because you did not ask if you missed any work, that was your responsibility.



Rules of the class:

- Be Respectful
- Be Prepared
- Be Cooperative
- Be Responsible

- A. You will receive copies of items to go in your notebook.
- B. We will go up one group at a time.



Students with Notebooks pick up:

- 1. Preamble to the Constitution**
- 2. Retake Request Sheet**
- 3. Writing Rubric**

**Students without Notebooks will not pick up anything.
Fill out your personal information sheet.**



While the copies for the notebooks are handed out,
completely fill in the Personal Information Sheet.

Personal Information Sheet

Name _____ Section _____

Name that you would like to be called:

How many brothers do you have?

How many sisters do you have?

What Child are you in your family? This counts step-brothers and step-sisters.

Circle One: (1st Child, 2nd Child, 3rd Child, 4th Child, 5th Child, 6th Child, 7th Child, 8th Child, 9th Child, 10th Child)

What Boy are you in your family? This counts step-brothers.

Circle One: (1st Boy, 2nd Boy, 3rd Boy, 4th Boy, 5th Boy, 6th Boy, 7th Boy, 8th Boy, 9th Boy, 10th Boy)

What Girl are you in your family? This counts step-sisters.

Circle One: (1st Girl, 2nd Girl, 3rd Girl, 4th Girl, 5th Girl, 6th Girl, 7th Girl, 8th Girl, 9th Girl, 10th Girl)

You will bring your **notebook**, your **computer**, your **headphones/earphones** and your **pencil** to class **every day**.



This student is obviously smiling because she brings her notebook and her computer to class every day. This image is courtesy of smilingstudent.com.

Any item that belongs to you and that you are not using in class, must be placed in the basket underneath your desk.




You will always have options for items on which you need to work after your initial classroom assignment.



Fridays are usually Current Events days



Group Names and designs for Group Posters.



Assignments are on mrhousch.com.

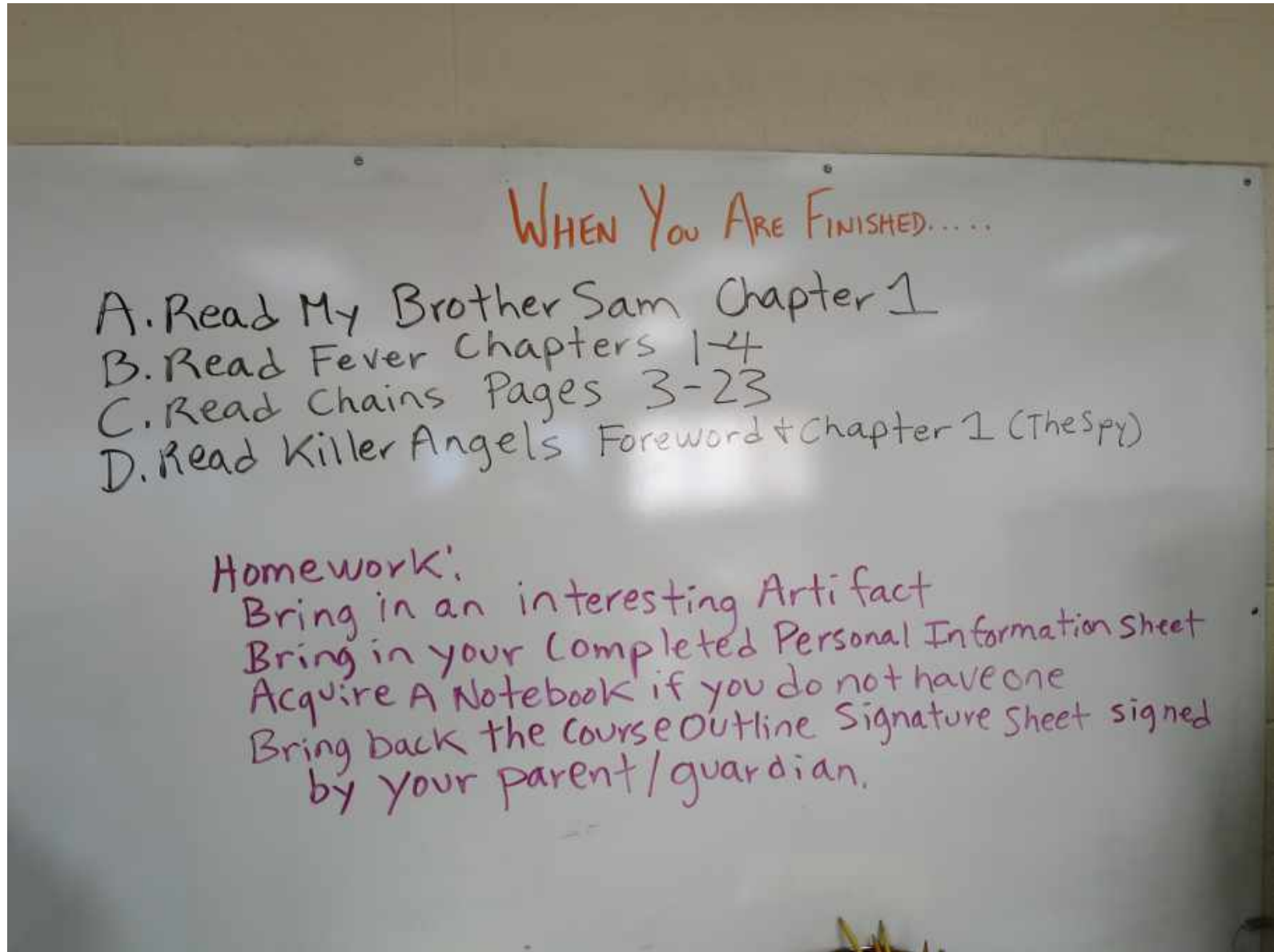
Copy your homework assignments into your handbook



Your first weekly test in this class will be on
Thursday, September 10th.



After you finish copying your homework assignments, **work on your homework/assignment for tomorrow on mrhousch.com.**



- WHEN YOU ARE FINISHED.....
- A. Read My Brother Sam Chapter 1
 - B. Read Fever Chapters 1-4
 - C. Read Chains Pages 3-23
 - D. Read Killer Angels Foreword & Chapter 1 (The Spy)

Homework:

- Bring in an interesting Artifact
- Bring in your Completed Personal Information Sheet
- Acquire A Notebook if you do not have one
- Bring back the Course Outline Signature Sheet signed by your parent/guardian.

Remember before your next face to face class:

- A. Bring in your completed personal information sheet
- B. Acquire a Notebook if you do not yet have one.
- C. Acquire headphones/earphones if you do not have them.
- D. Bring Back the Course Outline Signature sheet signed by your parent/guardian.

Remember before your next face to face class:

Our first Essential Question is “Why did the English attempt to plant colonies in North America?”

1. Access [“The English” lesson](#) power points and PDFs.
2. Read [“The English” Basics](#) Section.
3. Read [“The English” Story](#) Section.
4. Study the [English and Jamestown Quiz Study Guide](#).
5. Study the [English and Jamestown Map Study Guide](#).
6. Study the [Preamble to the United States Constitution](#).