

The government has a right to spy on its citizens in order to better protect its citizens.



This image is courtesy of [healthinforwars.blogspot.com](http://healthinforwars.blogspot.com)

Following the terrorist attacks on September 11, 2001, the United States Congress passed the USA Patriot Act. One section of the act allows the government to “query telephone metadata.”



The purpose is to access electronic records of suspected terrorists. This image is courtesy of [whowhatwhy.org](http://whowhatwhy.org).

This means that the National Security Agency was able to legally seize telephone and text records of virtually every citizen in the United States.



This image is courtesy of cbsnews.com.

United States' telecommunication companies (Verizon, AT&T, Sprint) were legally forced to turn over data on every United States citizen.



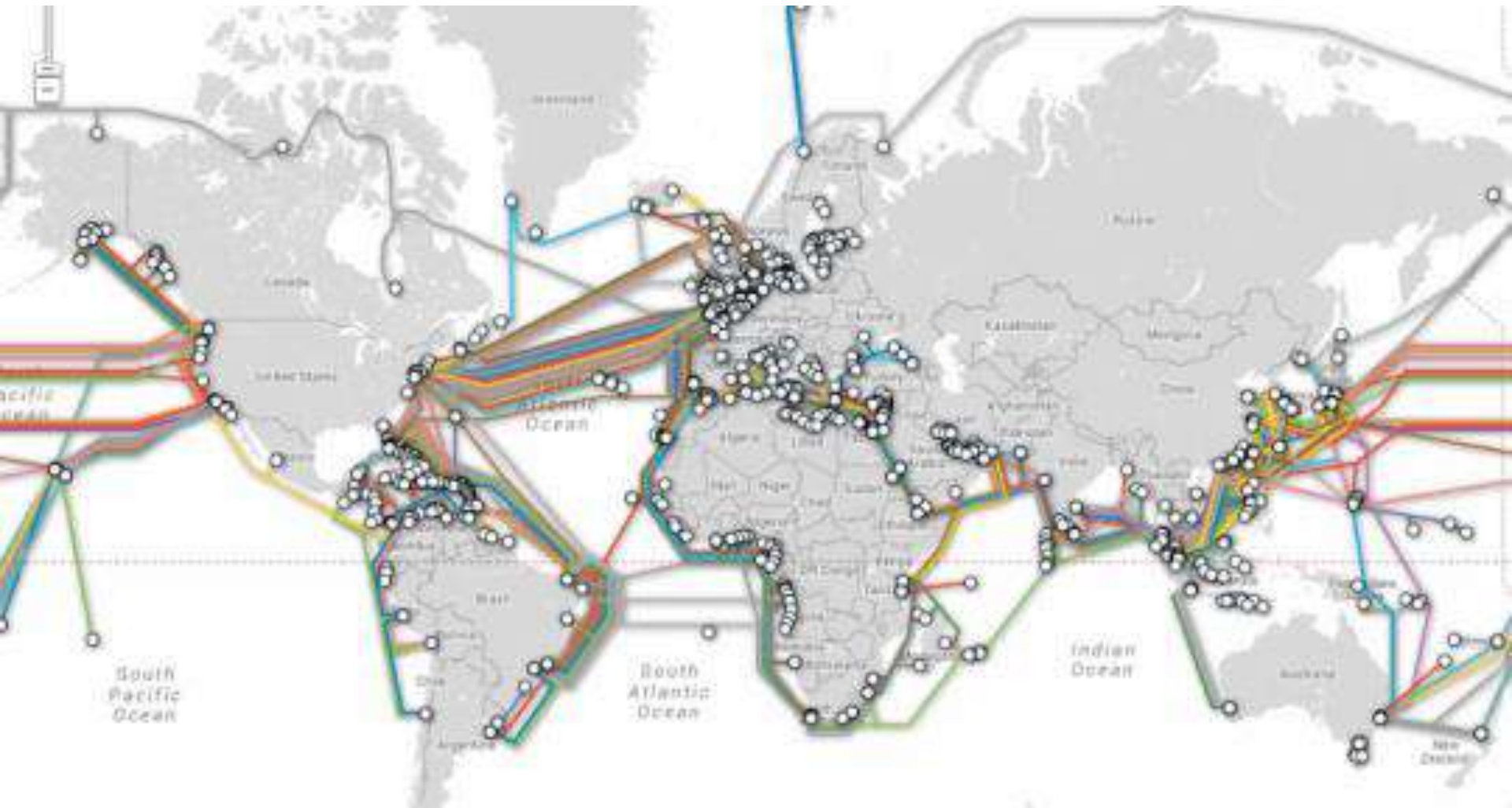
They did this under a program called PRISM. This image is courtesy of cbsnews.com.

Surveillance programs have been used to legally search “nearly everything a user does on the Internet” through data that it intercepts around the world.



They did this under a program called XKeyscore. This image is courtesy of [ibtimes.com](http://ibtimes.com).

Undersea fiber optic cables are legally accessed by a British spy agency in a partnership with the United States' National Security Agency.



The British spy agency is called Government Communications Headquarters (GCHQ). According to Edward Snowden, the GCHQ “vacuums up all data indiscriminately, regardless of who it belongs to or what the content of that data is.” This image is courtesy siliconangle.com.

The electronic communications of at least 122 world leaders were intercepted by the United States, including the communications of some of our closest allies.



This is German Chancellor Angela Merkel after finding out the United States was monitoring her phone calls and texts. This image is courtesy [rt.com](http://rt.com).

The United States is intercepting millions of telephone communications in foreign countries.

TOP SECRET//COMINT//REL TO USA, AUS, CAN, GBR, NZL//20291123



# (U) Sensors: Active Mission Management

## Accesses

-  TURMOIL
-  TUTELAGE
-  Implants (TAO)



(TS//SI//REL) TURBINE enables the automated management and control of a large network of active implants



TOP SECRET//COMINT//REL TO USA, AUS, CAN, GBR, NZL//20291123

The NSA is in the process of placing a large network of clandestine surveillance “sensors” in various locations around the world. This image is courtesy of theintercept.com.



Another section of the Patriot Act established National Security Letters (NSL). The FBI can send a letter to a company to hand over email and financial records without a court order.

Between 2003 and 2005, the FBI made **53 reported criminal referrals to prosecutors** as a result of **143,074 NSLs**.



This image is courtesy of [pantprogressive.tumblr.com](http://pantprogressive.tumblr.com).

A National Security Letter (NSL) could also include a “gag order,” meaning companies could not tell anyone, even the person whose records they disclosed, that they had received a letter.



This image is courtesy of wired.com.

The Patriot Act also allowed for a special court, called the FISA Court, to operate largely in secret.



FISA stands for The United States Foreign Intelligence Surveillance Court. This image is courtesy of [breitbart.org](http://breitbart.org).

The FISA court ruled that mass data collection by the NSA did not violate the 4<sup>th</sup> Amendment (Search and Seizure Amendment) of the Constitution.



FISA stands for The United States Foreign Intelligence Surveillance Court. This image is courtesy of [uscourts.com](http://uscourts.com).

The FISA Court ruled that because customers gave telecommunications companies, personal information, the government was allowed to collect that information in secret.



This image is courtesy of [dailykos.com](http://dailykos.com).

The government at first denied that it was collecting information on its citizens.



Government officials denied spying, under oath, before congressional committees in 2012 and 2013. This image is courtesy of c-span.org.

The extent of the government's spying under the Patriot Act was revealed by a former NSA employee, Edward Snowden, who gave thousands of classified documents to journalists.



This image is courtesy of Wikimedia Commons.

Edward Snowden is now in hiding for violating the Espionage Act, and for theft of government property.



Arguing that you don't care about privacy because you have nothing to hide is no different than saying you don't care about free speech because you have nothing to say.

— Edward Snowden —

AZ QUOTES

This image is courtesy of [azquotes.com](http://azquotes.com).



The government has a right to spy on its citizens in order to better protect its citizens.



This image is courtesy of [healthinforwars.blogspot.com](http://healthinforwars.blogspot.com)

Good debaters use stories and anecdotes to support their argument.



These stories are in a lot of newspaper and magazine articles that you will read online. This image is courtesy of [gova-lhs.wikispaces.com](http://gova-lhs.wikispaces.com)

Additionally, you will use **Facts** not **Bias** to support your arguments.



**Bias:** Americans have a good chance of being killed in a terrorist attack.



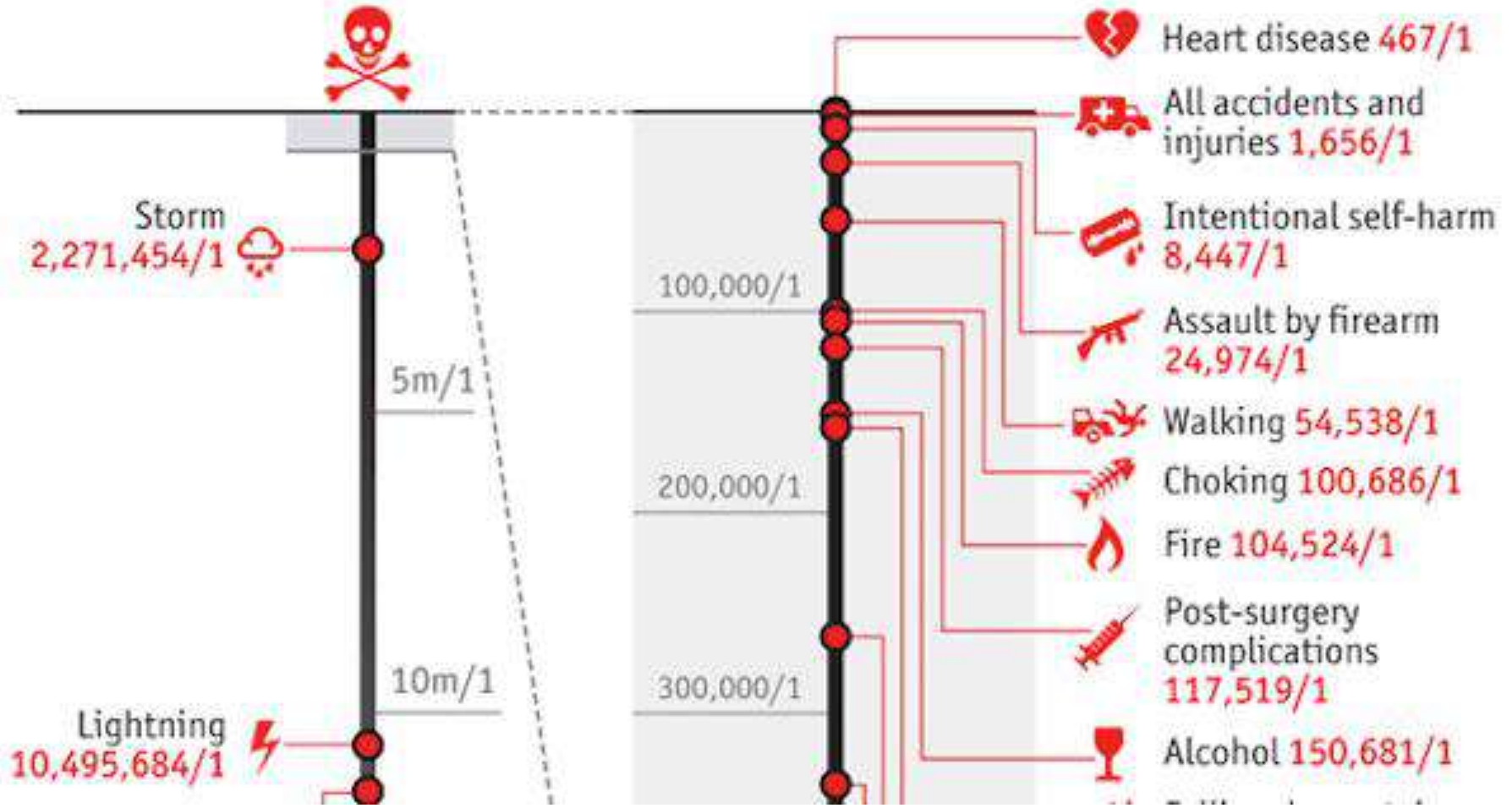
This image shows New York Harbor and the Statue of Liberty on September 11, 2001. This image is courtesy of [truthernews.wordpress.com](http://truthernews.wordpress.com)

**Fact: The odds of an American being killed in a terrorist attack is about 1 in 20 million.**

<https://www.washingtonpost.com/news/wonk/wp/2013/09/11/nine-facts-about-terrorism-in-the-united-states-since-911/>

## Death in America

The odds of dying in a given year under selected circumstances\*



Your odds of dying in a terrorist attack are much lower than dying from just about anything else, including being struck by lightning. This image is courtesy of washingtonpost.com

The debate will be during class on Monday, May 6<sup>th</sup>.



# Proper methods to make a statement during a debate.

## **When you want to take a position, say:**

- “It is my position that...”
- “I am going to argue that...”

## **When you want to give reasons:**

- “One reason that...”
- “Another reason that...”

## **When you want to offer evidence:**

- “An example that shows this is...”
- “Specifically, a line/part that shows this is...”
- “In particular, this part...”

## **When you want to be sure you are showing how the evidence proves your points:**

- “This shows that...”
- “This means that...”

**Both sides will make rebuttals to the one minute statements.**

**The rebuttals will be for approximately 1 Minute.**



During Rebuttal, a student should: A. Rebut a previous statement by an opponent **OR**

B. Ask a specific opponent a question about the opponent's previous statement.

This image is courtesy of [keepcalm0matic.co.uk](http://keepcalm0matic.co.uk).



## Proper methods to make a rebuttal during a debate.

**When you want to consider how to reject a counter argument or rebuttal:**

--- “On the other hand.. yet, despite this...”

--- “Still there are those who would claim... yet, I disagree...”

--- “Others may feel... nevertheless, I contend that...”

**When you want to rebut**

--- “So your point is... but that overlooks...”

--- “So you are saying...however, that still does not explain...”

--- “So you are claiming... yet what about the fact that...”

# Use your Debate Scripts to understand exactly where we are in the debate, and what is being said in the debate.

	Proposition:	Speaker	Debate Script	Name	
			Circle: Prop or Opp	Period	Date
#1	<b>Proposition Opening Statement #1</b> 3 Minutes	Speaker	Summarize		
#2	<b>Opposition Opening Statement #1</b> 3 Minutes	Speaker	Summarize		
#3	<b>Proposition Opening Statement #2</b> 3 Minutes (This statement will not cover points made in their previous Opening Statement)	Speaker	Summarize		
#4	<b>Opposition Opening Statement #2</b> 3 Minutes (This statement will not cover points made in their previous Opening Statement)	Speaker	Summarize		
#5	<b>Proposition Rebuttal to Open 1 Min</b> Rebut a previous statement by an opponent, or ask an opponent a question about their statement	Speaker	Summarize		
#6	<b>Opposition Rebuttal to Open 1 Min</b> Rebut a previous statement by an opponent, or ask an opponent a question about their statement	Speaker	Summarize		
#7	<b>Proposition Statement #1 (1 Min.)</b> Rebut a previous statement OR Make a fact based statement OR Tell a story/anecdote	Speaker	Summarize		
#8	<b>Opposition Statement #1 (1 Min.)</b> Rebut a previous statement OR Make a fact based statement OR Tell a story/anecdote	Speaker	Summarize		

The debate script shows step by step who is supposed to speak and when. First put your Name, Period, and Date on the script. This image was created by Mr. Robert Housch.

## Write in the Proposition on your Debate Script:

The government has a right to spy on its citizens in order to better protect its citizens.

Proposition:		Debate Script		Name	
		Circle: Prop or Opp	Period	Date	
#1	<b>Proposition Opening Statement #1</b> 3 Minutes	Speaker	Summarize		
#2	<b>Opposition Opening Statement #1</b> 3 Minutes	Speaker	Summarize		
#3	<b>Proposition Opening Statement #2</b> 3 Minutes (This statement will not cover points made in their previous Opening Statement)	Speaker	Summarize		
#4	<b>Opposition Opening Statement #2</b> 3 Minutes (This statement will not cover points made in their previous Opening Statement)	Speaker	Summarize		
#5	<b>Proposition Rebuttal to Open 1 Min</b> Rebut a previous statement by an opponent, or ask an opponent a question about their statement	Speaker	Summarize		
#6	<b>Opposition Rebuttal to Open 1 Min</b> Rebut a previous statement by an opponent, or ask an opponent a question about their statement	Speaker	Summarize		
#7	<b>Proposition Statement #1 (1 Min.)</b> Rebut a previous statement OR Make a fact based statement OR Tell a story/anecdote	Speaker	Summarize		
#8	<b>Opposition Statement #1 (1 Min.)</b> Rebut a previous statement OR Make a fact based statement OR Tell a story/anecdote	Speaker	Summarize		

Then circle if you are on the Proposition side, or on the Opposition side. This image was created by Mr. Robert Housch.

## Possible Way for your group to divide up this topic:

A. Should the government be allowed to make “bulk data” collections of telephone, location, and internet data of its citizens?

B. Do Americans need to sacrifice civil liberties in order to be safe from terrorism?

C. Is the government, with its electronic surveillance of American citizens, able to adequately protect its citizens?

D. Should American citizens have 100% control over their personal information and who can have access to that information?

E. Do government surveillance programs change the way that American citizens use their e-mail accounts, search engines, social media sites, cell phones, text messages, and other ways that they use technology?

F. Should the United States government monitor e-mails, telephone calls, and location and internet data of all other citizens and leaders of the world, including those countries that are allies of the United States?

G. Is Edward Snowden a hero or a traitor?

H. How many Americans own/have home internet access, use electronic devices, and use social networking sites? How frequently?

I. Is mass electronic surveillance a waste of security resources? Is there too much data collected to provide useful information in the fight against terrorism?

J. How many terrorist attacks have we prevented, and/or how many terrorists have been caught, with the assistance of electronic surveillance? How many terror plots/attacks have been prevented without the use of electronic surveillance?

K. If you have nothing to hide, why should you be bothered by the government looking through your data? Shouldn't guilty people be the only ones worried about mass surveillance? If you willingly give personal information to your phone company, or your bank, or your doctor, then does it really matter if the government also has access to that information?

L. With the government collecting our personal information, how safe do you feel that they can keep that information private from other countries that are hacking into computer systems, or from other individuals?

When you are instructed, we will divide our topics, Opening Statement, Closing Statement, etc....

Proposition: The government has a right to spy on its  
Citizens in order to better protect its citizens

6<sup>th</sup> Period

7<sup>th</sup> Period

8<sup>th</sup> Period

6 <sup>th</sup> Period		7 <sup>th</sup> Period		8 <sup>th</sup> Period	
Prop	Opp	Prop	Opp	Prop	Opp
1. Open #1 3. Open #2 7. State #1	2. Open #1 4. Open #2 8. State #1	1. Open #1 3. Open #2 7. State #1	2. Open #1 4. Open #2 8. State #1	1. Open #1 3. Open #2 7. State #1	2. Open #1 4. Open #2 8. State #1
9. State #2 13. State #3 15. State #4	10. State #2 14. State #3 16. State #4	9. State #2 13. State #3 15. State #4	10. State #2 14. State #3 16. State #4	9. State #2 13. State #3 15. State #4	10. State #2 14. State #3 16. State #4
19. State #5 21. State #6	20. State #5 22. State #6	19. State #5 21. State #6	20. State #5 22. State #6	19. State #5 21. State #6	20. State #5 22. State #6
25. State #7 27. State #8 31. State #9	26. State #7 28. State #8 32. State #9	25. State #7 27. State #8 31. State #9	26. State #7 28. State #8 32. State #9	25. State #7 27. State #8 31. State #9	26. State #7 28. State #8 32. State #9
33. State #10 37. State #11	34. State #10 38. State #11	33. State #10	34. State #10		34. State #10
45. Closing Reorder	46. Closing	45. Closing	46. Closing	45. Closing	46. Closing

Write a summary of your statements in the box which is labeled "summarize." The teacher will write beside the numbers the name of the person doing the statement, and the letter of the topic they are doing. This image was created by Mr. Robert Housch.

While someone is speaking, write on your debate script in the box labeled “Speaker” who is speaking, and in the box labeled “Summarize” a brief description of what they said.

Proposition:		Debate Script	Name
		Circle: Prop or Opp	Period      Date
#1	<b>Proposition Opening Statement #1</b> 3 Minutes	Speaker	Summarize
#2	<b>Opposition Opening Statement #1</b> 3 Minutes	Speaker	Summarize
#3	<b>Proposition Opening Statement #2</b> 3 Minutes (This statement will not cover points made in their previous Opening Statement)	Speaker	Summarize
#4	<b>Opposition Opening Statement #2</b> 3 Minutes (This statement will not cover points made in their previous Opening Statement)	Speaker	Summarize
#5	<b>Proposition Rebuttal to Open 1 Min</b> Rebut a previous statement by an opponent, or ask an opponent a question about their statement	Speaker	Summarize
#6	<b>Opposition Rebuttal to Open 1 Min</b> Rebut a previous statement by an opponent, or ask an opponent a question about their statement	Speaker	Summarize
#7	<b>Proposition Statement #1 (1 Min.)</b> Rebut a previous statement OR Make a fact based statement OR Tell a story/anecdote	Speaker	Summarize
#8	<b>Opposition Statement #1 (1 Min.)</b> Rebut a previous statement OR Make a fact based statement OR Tell a story/anecdote	Speaker	Summarize


When someone is speaking, you should be constantly writing on the script. This image was created by Mr. Robert Housch.

# Your final grade for the debate will be placed on the Debate Rubric.

Name	Date	Period	
Proposition		Prop or Opp?	
Requirement	Points Breakdown	Comments	Points Earned
6 Sources 24 Facts	4		
5 Sources 20 Facts	3		
4 Sources 16 Facts	2.5		
3 Sources 12 Facts	2		
2 Sources 8 Facts	1.5		
Less than 2 Sources 8 Facts	1		
6 Sources 6 Stories	4		
5 Sources 5 Stories	3		
4 Sources 4 Stories	2.5		
3 Sources 3 Stories	2		
2 Sources 2 Stories	1.5		
Less than 2 Sources 2 Stories	1		
Effective Speaking 3 Times	4		
Effective Speaking 2 Times	3		
1 Eff Speak 1 NOT Eff Speak	2.5		
Effectively Speaking 1 Time	2		
1 Not Effectively Speaking	1.5		
Little or No Effort Speaking	1		
1 Minute Statement Written	1-4		
3 Minute Statement Written	1-4		
Debate Rules Followed	1.-4.		
Leadership in Huddles			
Note Taking During Speeches	1-4		
All work is Neat, Readable Spelled Correctly, Turned in on Time	1-4		
Basic Grade	24		
Effective Opening Statement Verbally Presented	1-4		
Effective Closing Statement Verbally Presented	1-4		
Final Grade	Points Accumulated		Final Grade 1-4 Scale
26+ Points = 4			
22-25 Points = 3			
18-21 Points = 2.5			
13-17 Points = 2			
8.-12. Points = 1.5			
0-7 Points = 1			

One may earn extra points by either giving the opening argument or the closing argument to their side of the debate. This image was created by Robert Housch.

You are now going to research in preparation for the debate.



You will use your debate script and the debate script power point/PDF. This image is courtesy of thenation.com



During your research, don't automatically raise your hand to ask Mr. Housch a question about what something means.



You have a powerful tool at your disposal called the internet. Look up words on websites such as [dictionary.com](http://dictionary.com) or [wikipedia.com](http://wikipedia.com). This image is courtesy of [photomatt7.wordpress.com](http://photomatt7.wordpress.com)

## Possible Way for your group to divide up this topic:

A. Should the government be allowed to make “bulk data” collections of telephone, location, and internet data of its citizens?

B. Do Americans need to sacrifice civil liberties in order to be safe from terrorism?

C. Is the government, with its electronic surveillance of American citizens, able to adequately protect its citizens?

D. Should American citizens have 100% control over their personal information and who can have access to that information?

E. Do government surveillance programs change the way that American citizens use their e-mail accounts, search engines, social media sites, cell phones, text messages, and other ways that they use technology?

F. Should the United States government monitor e-mails, telephone calls, and location and internet data of all other citizens and leaders of the world, including those countries that are allies of the United States?

G. Is Edward Snowden a hero or a traitor?

H. How many Americans own/have home internet access, use electronic devices, and use social networking sites? How frequently?

I. Is mass electronic surveillance a waste of security resources? Is there too much data collected to provide useful information in the fight against terrorism?

J. How many terrorist attacks have we prevented, and/or how many terrorists have been caught, with the assistance of electronic surveillance? How many terror plots/attacks have been prevented without the use of electronic surveillance?

K. If you have nothing to hide, why should you be bothered by the government looking through your data? Shouldn't guilty people be the only ones worried about mass surveillance? If you willingly give personal information to your phone company, or your bank, or your doctor, then does it really matter if the government also has access to that information?

L. With the government collecting our personal information, how safe do you feel that they can keep that information private from other countries that are hacking into computer systems, or from other individuals?

# Fill out the Debate Template as you do your research.

Name:

Proposition:

Circle One: Proposition or Opposition	DEBATE RESEARCH	Date	Period
#1 Fact Source			
Source #1 Fact #1:			
Source #1 Fact #2			
Source #1 Fact #3			
Source #1 Fact #4			
#2 Fact Source			
Source #2 Fact #1:			
Source #2 Fact #2			
Source #2 Fact #3			
Source #2 Fact #4			
#3 Fact Source			
Source #3 Fact #1:			
Source #3 Fact #2			
Source #3 Fact #3			
Source #3 Fact #4			

First fill in your name, and the Proposition: "The government has a right to spy on its citizens in order to better protect its citizens." This image is courtesy of Mr. Robert Housch.

We are working on "Facts" for 10-12 minutes.

These are any facts whether they agree with your position or not. (You need to understand both sides).

You will see a line with a "Fact Source." Below that are as many as four facts that you acquired from that source.

Name:

Proposition:

Circle One: Proposition or Opposition	DEBATE RESEARCH	Date	Period
#1 Fact Source			
Source #1 Fact #1:			
Source #1 Fact #2			
Source #1 Fact #3			
Source #1 Fact #4			

#2 Fact Source			
Source #2 Fact #1:			
Source #2 Fact #2			
Source #2 Fact #3			
Source #2Fact #4			

#3 Fact Source			
Source #3 Fact #1:			
Source #3 Fact #2			
Source #3 Fact #3			
Source #3 Fact #4			

6 Sources and 24 Facts is a "4." 5 Sources and 20 Facts is a "3." 4 Sources and 16 Facts is a "2.5." 3 Sources and 12 Facts is a "2." 2 Sources and 8 Facts is a "1.5" Below 2 Sources and 8 Facts is a "1." This image is courtesy of Mr. Robert Housch.

**The FISA Act was renewed by the United States Congress on April 20, 2024.**

Read the following articles which summarize the arguments Congressman had with each other, and which are the same arguments we will have in our debate.

<https://www.npr.org/2024/04/20/1246076114/senate-passes-reauthorization-surveillance-program-fisa>

<https://www.politico.com/live-updates/2024/04/19/congress/durbin-v-biden-administration-00153373>

<https://www.theguardian.com/us-news/2024/apr/19/senate-vote-fisa-surveillance>

<https://www.foxnews.com/politics/senate-fisa-surveillance-renewal-avoiding-lapse> Includes Video.

<https://www.youtube.com/watch?v=zWhUAgrQDVQ> Watch Senators John Cornyn and Dick Durbin Debate FISA Bill on Senate floor.

<https://www.youtube.com/watch?v=F-v5fkP1hgQ> CBS News House Approves Bill to Renew FISA Spy Program

<https://www.youtube.com/watch?v=ThkKR8yrTeM> Why Republicans are blocking the reauthorization of FISA. This video talks about the “Good” that FISA has done for our country.

# Miscellaneous Research Sites for Facts on Privacy vs. Security (Neutral)

<https://www.techdirt.com/articles/20140401/17575126774/member-intelligence-review-group-tells-nsa-you-guys-have-done-amazing-work-protecting-america-should-never-ever-be-trusted.shtml>

<https://www.pewresearch.org/politics/2021/09/02/two-decades-later-the-enduring-legacy-of-9-11/>

<http://www.npr.org/2013/11/22/246774367/debate-does-spying-keep-us-safe>

Note: You will have to use your headphones to listen to the debate, or a PDF transcript of the debate is located on [mrhousch.com/Debates/Privacy vs. Security](http://mrhousch.com/Debates/Privacy%20vs.%20Security). The PDF transcript is titled: "Spy on Me, I'd Rather Be Safe."

<http://debatewise.org/debates/3040-privacy-vs-security/>

<https://www.brookings.edu/articles/avoiding-a-showdown-over-eu-privacy-laws/>

[https://en.wikipedia.org/wiki/Global\\_surveillance](https://en.wikipedia.org/wiki/Global_surveillance)

[https://en.wikipedia.org/wiki/Terrorist\\_Surveillance\\_Program#:~:text=The%20Terrorist%20Surveillance%20Program%20was,the%20September%202011%2C%202001%20attacks.](https://en.wikipedia.org/wiki/Terrorist_Surveillance_Program#:~:text=The%20Terrorist%20Surveillance%20Program%20was,the%20September%202011%2C%202001%20attacks.)

# Miscellaneous Research Sites for Facts on Privacy vs. Security (Neutral)

<https://www.propublica.org/article/nsa-data-collection-faq>

<https://en.wikipedia.org/wiki/PRISM>

<https://www.pewresearch.org/short-reads/2018/06/04/how-americans-have-viewed-government-surveillance-and-privacy-since-snowden-leaks/>

<https://www.eff.org/nsa-spying/how-it-works>

<https://techcrunch.com/2019/04/30/nsa-surveillance-spike/>

## Miscellaneous Research Sites for Facts on Privacy vs. Security (Neutral)

<https://www.theperspective.com/debates/national-security-outweigh-right-privacy/>

<https://www.bloomberg.com/quicktake/privacy-vs-security>

<https://www.govtech.com/policy/privacy-vs-security-experts-debate-merits-of-each-in-tech-rich-world.html>

<https://techcrunch.com/2018/05/06/personal-privacy-vs-public-security-fight/>



# Nsa.gov Research Site for Facts on Privacy vs. Security (Proposition)

<https://nsa.gov1.info/surveillance/>

How your data becomes our data

<https://www.dailydot.com/news/house-fisa-email-surveillance-extension/>

<https://nsa.gov1.info/data/index.html>

If you have nothing to hide, you have nothing to fear

<https://nsa.gov1.info/index.html>

Domestic Surveillance Directorate

<https://nsa.gov1.info/partners/index.html>

Partners

<https://nsa.gov1.info/utah-data-center/index.html>

Utah Data Center Background

<https://nsa.gov1.info/jobs/index.html>

Want to work for the NSA?

<https://nsa.gov1.info/about/index.html>

We work for the good of the nation

# Cia.gov Research Site for Facts on Privacy vs. Security (Proposition)

<https://www.cia.gov/about/>

<https://www.cia.gov/careers>

<https://www.cia.gov/legacy/>

<https://www.cia.gov/careers/student-programs/>

<https://www.cia.gov/legacy/cia-history/>

<https://www.cia.gov/about/mission-vision/>

## Miscellaneous Research Sites for Facts on Privacy vs. Security (Prop)

<http://www.heritage.org/defense/report/section-215-the-patriot-act-and-metadata-collection-responsible-options-the-way>

<https://www.nsa.gov/Culture/Civil-Liberties-and-Privacy/>

<http://www.darkreading.com/endpoint/privacy/nsas-big-surprise-govt-agency-is-actually-doing-its-job/d/d-id/1141660>

## Miscellaneous Research Sites for Facts on Privacy vs. Security (Opp)

<https://www.lawfareblog.com/topic/surveillance>

<https://www.aclu.org/fact-sheet/documents-confirm-how-nsas-surveillance-procedures-threaten-americans-privacy>

<https://www.eff.org/nsa-spying/faq>

<https://iapp.org/news/a/the-snowden-disclosures-10-years-on/>

<https://www.eff.org/nsa-spying/how-it-works>

<https://www.usatoday.com/story/news/politics/2013/06/16/snowden-whistleblower-nsa-officials-roundtable/2428809/>

[https://en.wikipedia.org/wiki/Nothing\\_to\\_hide\\_argument](https://en.wikipedia.org/wiki/Nothing_to_hide_argument)

<https://www.eff.org/deeplinks/2013/11/busting-eight-common-excuses-nsa-surveillance>

<https://www.aclu.org/news/national-security/you-may-have-nothing-hide-you-still-have-something-fear>

# Miscellaneous Research Sites for Facts on Privacy vs. Security (Opp)

<https://www.wired.com/2013/06/why-i-have-nothing-to-hide-is-the-wrong-way-to-think-about-surveillance/>

<https://www.wired.com/2013/09/lavabit-appeal/>

<http://www.cnn.com/2015/02/04/politics/deena-zaru-internet-privacy-security-al-franken/>

<https://www.theverge.com/2017/1/22/14350496/secure-email-service-lavabit-relaunches>

<https://debatewise.org/3040-privacy-vs-security/>

<https://www.forbes.com/sites/kevinanderton/2017/02/16/privacy-versus-security-how-americans-view-the-issue-of-encryption-infographic/#4e2ce16a25aa>

<http://www.pewinternet.org/2017/01/26/americans-and-cybersecurity/>

<https://euideas.eui.eu/2020/10/23/security-vs-liberty-the-terms-of-a-flawed-but-persistent-discourse/>

# Jack Teixeira Air Force Airman accused of leaking documents. (Opp)

[https://en.wikipedia.org/wiki/Jack\\_Teixeira](https://en.wikipedia.org/wiki/Jack_Teixeira)

<https://apnews.com/article/leaked-documents-air-national-guardsman-jack-teixeira-d7c8dbaeb3b7a5ae69faeab04ede2ab0>

Wanted to kill a “ton” of people.

<https://www.npr.org/2023/04/27/1170844422/jack-teixeira-classified-documents-detention-hearing>

Had “lots” of weapons.

<https://www.usatoday.com/story/news/politics/2023/04/28/jack-teixeira-security-clearance/11751171002/>

How did he get a top secret security clearance?

We are working on “Stories” for 10-12 minutes.

Concentrate on stories for your side first, then look at stories from the other side. (You need to understand both sides).

You will see a line with a “Story/Anecdote Source.” Below that write one story from that source.

Name:

Proposition:

#1 Story/Anecdote Source

#1 Story/Anecdote

#2 Story/Anecdote Source

#2 Story/Anecdote

#3 Story/Anecdote Source

#3 Story/Anecdote

6 Sources and 6 Stories is a “4.” 5 Sources and 5 Stories is a “3.” 4 Sources and 4 Stories is a “2.5.” 3 Sources and 3 Stories is a “2.” 2 Sources and 2 Stories is a “1.5” Below 2 Sources and 2 Stories is a “1.” This image is courtesy of Mr. Robert Housch.

## Stories (Neutral)

While the previously mentioned research sites for “Facts” contain stories about Privacy vs. Security, one of the best way to obtain these stories is to go to:

[google.com](http://google.com) and/or

[Youtube.com](http://Youtube.com)

and type in words such as “[government spying stories](#)” in the search area.

This will allow you to see results such as:

<http://projects.propublica.org/graphics/nsa-54-cases>

[https://www.youtube.com/watch?v=V9\\_PjdU3Mpo](https://www.youtube.com/watch?v=V9_PjdU3Mpo)

Safe and Sorry– Terrorism & Mass  
Surveillance



## Stories (Proposition)

While the previously mentioned research sites for “Facts” contain stories about Privacy vs. Security, one of the best ways to obtain these stories is to go to

[google.com](https://www.google.com) and/or

[youtube.com](https://www.youtube.com)

And type in words such as “government monitoring and protecting us” or “terrorist attacks” in the search area. This will allow you to see results such as:

[https://en.wikipedia.org/wiki/1993\\_World\\_Trade\\_Center\\_bombing](https://en.wikipedia.org/wiki/1993_World_Trade_Center_bombing)

[https://en.wikipedia.org/wiki/September\\_11\\_attacks](https://en.wikipedia.org/wiki/September_11_attacks)

[https://en.wikipedia.org/wiki/2001\\_anthrax\\_attacks](https://en.wikipedia.org/wiki/2001_anthrax_attacks)

[https://en.wikipedia.org/wiki/Beltway\\_sniper\\_attacks](https://en.wikipedia.org/wiki/Beltway_sniper_attacks)

[https://en.wikipedia.org/wiki/2009\\_Fort\\_Hood\\_shooting](https://en.wikipedia.org/wiki/2009_Fort_Hood_shooting)

[https://en.wikipedia.org/wiki/Boston\\_Marathon\\_bombing](https://en.wikipedia.org/wiki/Boston_Marathon_bombing)

[https://en.wikipedia.org/wiki/2015\\_Chattanooga\\_shootings](https://en.wikipedia.org/wiki/2015_Chattanooga_shootings)

[https://en.wikipedia.org/wiki/2015\\_San\\_Bernardino\\_attack](https://en.wikipedia.org/wiki/2015_San_Bernardino_attack)

<https://www.youtube.com/watch?v=3colChnneA>

Steps to Prevent Terrorist Attacks

<https://www.youtube.com/watch?v=mXDuuIvb1KU>

10 Failed Terrorist Attacks

## Stories (Opposition)

While the previously mentioned research sites for “Facts” contain stories about Privacy vs. Security, one of the best ways to obtain these stories is to go to

[google.com](http://google.com) and/or

[youtube.com](http://youtube.com)

and type in words such as “[government spying stories](#)” in the search area.

This will allow you to see results such as:

<http://www.washingtontimes.com/news/2015/may/21/fbi-admits-patriot-act-snooping-powers-didnt-crack/?page=all>

<http://thedailybanter.com/2013/08/another-wild-story-about-government-spying-circulates-the-internet-only-to-be-debunked-later/>

[https://en.wikipedia.org/wiki/Edward\\_Snowden](https://en.wikipedia.org/wiki/Edward_Snowden)

[https://en.wikipedia.org/wiki/PRISM\\_%28surveillance\\_program%29](https://en.wikipedia.org/wiki/PRISM_%28surveillance_program%29)

<https://theintercept.com/2015/12/17/a-secret-catalogue-of-government-gear-for-spying-on-your-cellphone/>

<https://www.newyorker.com/magazine/2022/04/25/how-democracies-spy-on-their-citizens>

**We are working on your one minute speech for 10-12 minutes.**

**This speech should concentrate on the Letter/Subject that you chose for the debate.**

Name:

Proposition:

1 Minute	Topic	Statement
----------	-------	-----------

1. Write your topic statement/prepared speech here. It should last approximately one minute.
2. This is the topic that you were assigned on the first day of research (A, B, C, D, etc...)
3. It must be written whether you are giving an opening statement or a closing statement or not.
4. The one minute topic statement is a key part of judging your speaking skills.

Those giving an opening or closing statement can choose whatever subject/letter that they would like for their one minute topic. Everyone will be speaking during the debate. Most will be giving this approximately one minute statement. This image is courtesy of Mr. Robert Housch.

# Proper methods to make a statement during a debate.

## **When you want to take a position, say:**

- “It is my position that...”
- “I am going to argue that...”

## **When you want to give reasons:**

- “One reason that...”
- “Another reason that...”

## **When you want to offer evidence:**

- “An example that shows this is...”
- “Specifically, a line/part that shows this is...”
- “In particular, this part...”

## **When you want to be sure you are showing how the evidence proves your points:**

- “This shows that...”
- “This means that...”

Your one minute statement should be based on whatever subject you chose from this list:

A. Should the government be allowed to make “bulk data” collections of telephone, location, and internet data of its citizens?

B. Do Americans need to sacrifice civil liberties in order to be safe from terrorism?

C. Is the government, with its electronic surveillance of American citizens, able to adequately protect its citizens?

D. Should American citizens have 100% control over their personal information and who can have access to that information?

E. Do government surveillance programs change the way that American citizens use their e-mail accounts, search engines, social media sites, cell phones, text messages, and other ways that they use technology?

F. Should the United States government monitor e-mails, telephone calls, and location and internet data of all other citizens and leaders of the world, including those countries that are allies of the United States?

G. Is Edward Snowden a hero or a traitor?

H. How many Americans own/have home internet access, use electronic devices, and use social networking sites? How frequently?

I. Is mass electronic surveillance a waste of security resources? Is there too much data collected to provide useful information in the fight against terrorism?

J. How many terrorist attacks have we prevented, and/or how many terrorists have been caught, with the assistance of electronic surveillance? How many terror plots/attacks have been prevented without the use of electronic surveillance?

K. If you have nothing to hide, why should you be bothered by the government looking through your data? Shouldn't guilty people be the only ones worried about mass surveillance? If you willingly give personal information to your phone company, or your bank, or your doctor, then does it really matter if the government also has access to that information?

L. With the government collecting our personal information, how safe do you feel that they can keep that information private from other countries, that are hacking into computer systems, or from other individuals?

**We are working on your three minute speech for 10-12 minutes.**

**This speech can be a combination of any Letter/Subject that was shown as a topic for the debate.**

Name:

Proposition:

3 Minute	Overall	Position	Statement
----------	---------	----------	-----------

1. Write your position statement/prepared speech here. It should last approximately three minutes.
2. This is the equivalent of an opening statement or of a closing statement.
3. It must be written whether you are giving an opening statement or a closing statement or not.
4. The position statement/prepared speech should include each side's opinion with a brief overview of the supporting evidence.

This is the equivalent of an opening or closing statement. You must write this statement whether or not you are giving an opening statement or a closing statement during the debate. This image is courtesy of Mr. Robert Housch.

# Proper methods to make a statement during a debate.

## **When you want to take a position, say:**

- “It is my position that...”
- “I am going to argue that...”

## **When you want to give reasons:**

- “One reason that...”
- “Another reason that...”

## **When you want to offer evidence:**

- “An example that shows this is...”
- “Specifically, a line/part that shows this is...”
- “In particular, this part...”

## **When you want to be sure you are showing how the evidence proves your points:**

- “This shows that...”
- “This means that...”

Your three minute statement may be based on a combination of any items from this list:

A. Should the government be allowed to make “bulk data” collections of telephone, location, and internet data of its citizens?

B. Do Americans need to sacrifice civil liberties in order to be safe from terrorism?

C. Is the government, with its electronic surveillance of American citizens, able to adequately protect its citizens?

D. Should American citizens have 100% control over their personal information and who can have access to that information?

E. Do government surveillance programs change the way that American citizens use their e-mail accounts, search engines, social media sites, cell phones, text messages, and other ways that they use technology?

F. Should the United States government monitor e-mails, telephone calls, and location and internet data of all other citizens and leaders of the world, including those countries that are allies of the United States?

G. Is Edward Snowden a hero or a traitor?

H. How many Americans own/have home internet access, use electronic devices, and use social networking sites? How frequently?

I. Is mass electronic surveillance a waste of security resources? Is there too much data collected to provide useful information in the fight against terrorism?

J. How many terrorist attacks have we prevented, and/or how many terrorists have been caught, with the assistance of electronic surveillance? How many terror plots/attacks have been prevented without the use of electronic surveillance?

K. If you have nothing to hide, why should you be bothered by the government looking through your data? Shouldn't guilty people be the only ones worried about mass surveillance? If you willingly give personal information to your phone company, or your bank, or your doctor, then does it really matter if the government also has access to that information?

L. With the government collecting our personal information, how safe do you feel that they can keep that information private from other countries, that are hacking into computer systems, or from other individuals?



Take a picture of your work so that you can save it electronically.



Also, the government will also have a record of exactly what you are writing about it. This image is courtesy of [brightsidelearning.com](http://brightsidelearning.com).

The debate will be during class on Monday, May 6<sup>th</sup>.

