

Euthanasia (physician-assisted suicide) should be legal in the United States.



This image is courtesy of dailymaverick.co.za

Euthanasia, sometimes called “mercy killing” is the act of putting someone to death painlessly, or allowing them to die.



This image is courtesy of statisticbrain.com.

Sometimes euthanasia is accomplished by withholding extreme medical measures, such as a person suffering from an incurable, especially a painful, disease or condition.



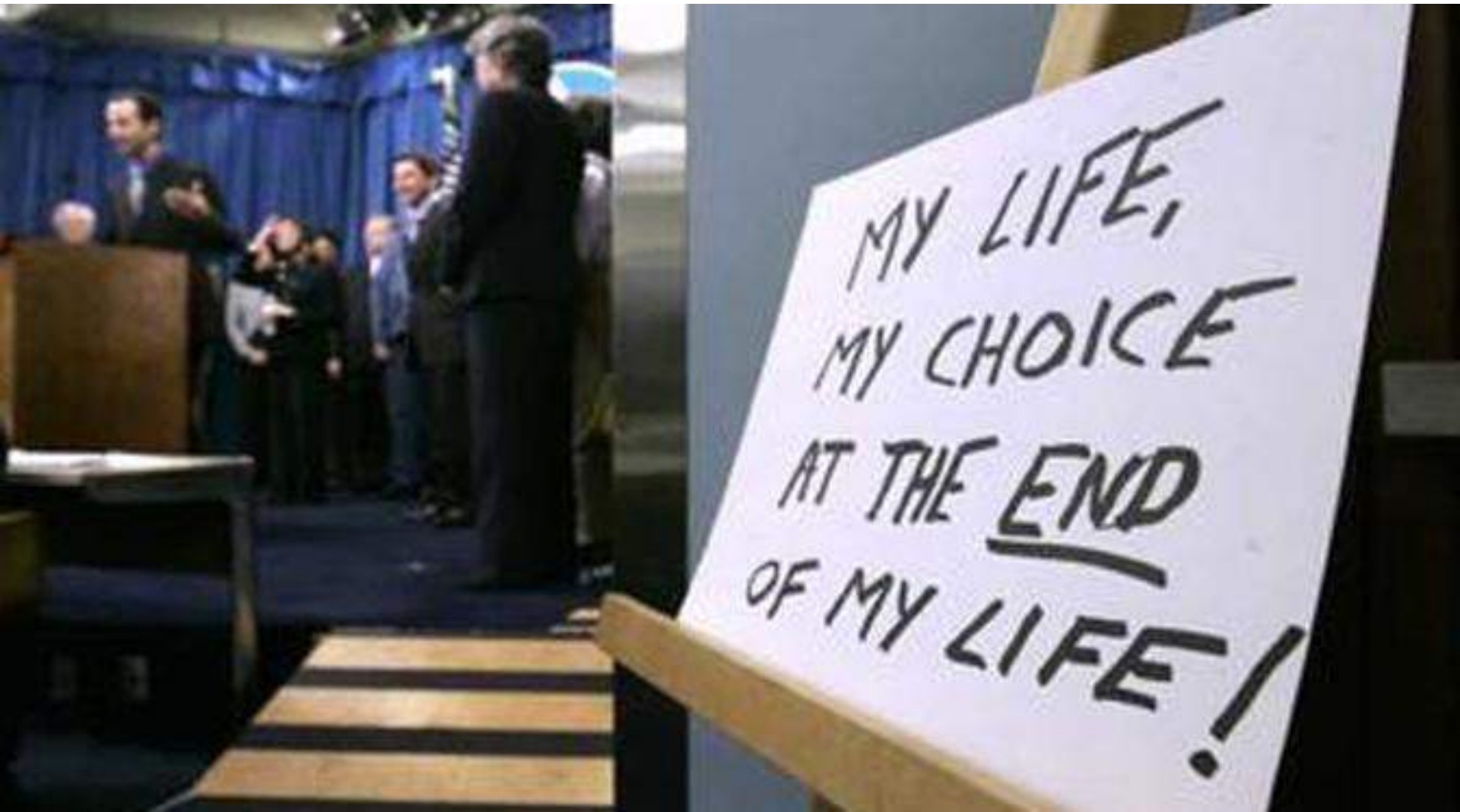
This image is courtesy of huffingtonpost.ca.

Euthanasia can also be accomplished by providing a lethal injection of a drug that will cause a painless death.



This image is courtesy of crisismagazine.com.

Those who are for Euthanasia state that a person has a “right to die with dignity.”



This image is courtesy of liveactionnews.org.

Those who are against doctor-assisted suicide (euthanasia) state that it is simply murder.



This image is courtesy of onmounthoreb.com.

Euthanasia (physician-assisted suicide) should be legal in the United States.



This image is courtesy of dailymaverick.co.za

Good debaters use stories and anecdotes to support their argument.

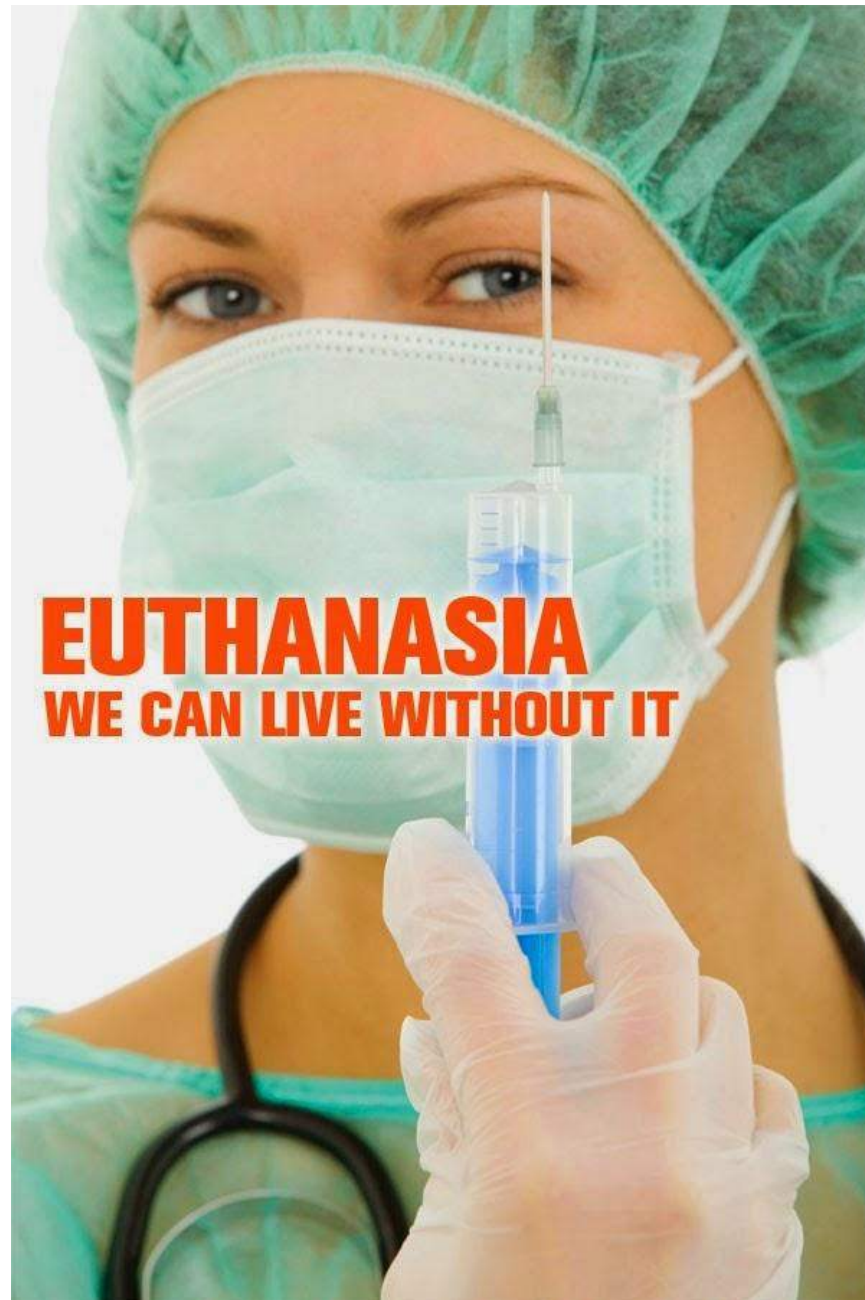


These stories are in a lot of newspaper and magazine articles that you will read online. This image is courtesy of gova-lhs.wikispaces.com

Additionally, you will use **Facts** not **Bias** to support your arguments.




Bias: Most Americans are against Euthanasia because we highly value life.



Fact: According to the latest Gallup poll, 7 out of 10 Americans support Euthanasia.


<http://www.gallup.com/poll/171704/seven-americans-back-euthanasia.aspx>

An elderly woman with white hair is lying in a hospital bed, looking up towards a caregiver. The caregiver is leaning over the bed, and their hands are visible near the woman's head. The woman is wearing a patterned hospital gown. The background is slightly blurred, showing a hospital room setting.

When there is no hope that
anything will improve...

This image is courtesy of youtube.com

The teacher will be the moderator.



www.caleb-law.com

The job of the moderator is to speak clearly and to keep everyone on task in a respectful manner. The moderator introduces the debate topic and recognizes students to speak by alternating between “pro” and “con” students. This image is courtesy of generalelection2010.com

Debate Rules:

Be polite, courteous, and respectful, and listen carefully to both sides.



This image shows President Barack Obama and challenger Mitt Romney during a debate during the 2012 Presidential Campaign. This image is courtesy of www.sfgate.com

Each side will make two opening statements. They will include **both side's opinion**, and a brief overview of the supporting evidence for those opinions.



To understand an opponent's weaknesses, one must understand their opinions and the source of their opinions. This image is courtesy of savingmemoir.wordpress

The moderator will allow the students from both sides to “huddle” for 45 seconds before they respond to the statement.



During the “huddle,” they will explain to each other the weaknesses of the other side, and what information that they must find to refute their opponent’s attack. They should pick someone to make a rebuttal to the other side’s opening statements. This image is courtesy of vistahumanities19.wikispaces.com

Both sides will make **Rebuttals** to the Opening Statements.
Approximately 1 Minute

Rebuttal!



During Rebuttal, a student should: A. Rebut a previous statement by an opponent **OR**
B. Ask a specific opponent a question about the opponent's previous statement.

This image is courtesy of inanage.com.

After a student speaks 2 times, they will not be allowed to speak again until everyone else on their team has had a chance to speak at least 1 time.



This image is courtesy of www.quazoo.com

The Proposition side will make a Statement.
Approximately 1 Minute



- These statements can:
- A. Rebut a previous statement,
 - B. Make a fact based statement that you have already prepared.
 - C. Tell a story/anecdote that you have already prepared.

This image is courtesy of abcgreatpix.com.

The Opposition side will make Statement.
Approximately 1 Minute



- These statements can:
- A. Rebut a previous statement,
 - B. Make a fact based statement that you have already prepared.
 - C. Tell a story/anecdote that you have already prepared.

This image is courtesy of keepcalm0matic.co.uk.

The Proposition side will make a Statement.
Approximately 1 Minute



- These statements can:
- A. Rebut a previous statement,
 - B. Make a fact based statement that you have already prepared.
 - C. Tell a story/anecdote that you have already prepared.

This image is courtesy of abcgreatpix.com.

The Opposition side will make Statement.
Approximately 1 Minute



- These statements can:
- A. Rebut a previous statement,
 - B. Make a fact based statement that you have already prepared.
 - C. Tell a story/anecdote that you have already prepared.

This image is courtesy of keepcalm0matic.co.uk.

The moderator will allow the students from both sides to “huddle” for 45 seconds before they respond to the statement.



During the “huddle,” they will explain to each other the weaknesses of the other side, and what information that they must find to refute their opponent’s attack. They should choose who is going to make their rebuttal. This image is courtesy of vistahumanities19.wikispaces.com

Both sides will make rebuttals to the one minute statements.

The rebuttals will be for approximately 1 Minute.



During Rebuttal, a student should: A. Rebut a previous statement by an opponent **OR**

B. Ask a specific opponent a question about the opponent's previous statement.

This image is courtesy of keepcalm0matic.co.uk.

While both side speak, students should be taking notes on the debate script to help them during the time when it is their turn to speak.



At this point, one should be taking notes to help you in your rebuttal, and to respond to the other side's rebuttal. Keep your head down, do not show much emotion. Do not show your opponent how effective or laughable their arguments are. This image is courtesy of hercampus.com.

Use your Debate Scripts to understand exactly where we are in the debate, and what is being said in the debate.

	Proposition:	Speaker	Debate Script	Name	Date
			Circle: Prop or Opp	Period	
#1	Proposition Opening Statement #1 3 Minutes	Speaker	Summarize		
#2	Opposition Opening Statement #1 3 Minutes	Speaker	Summarize		
#3	Proposition Opening Statement #2 3 Minutes (This statement will not cover points made in their previous Opening Statement)	Speaker	Summarize		
#4	Opposition Opening Statement #2 3 Minutes (This statement will not cover points made in their previous Opening Statement)	Speaker	Summarize		
#5	Opposition Statement #1 (1 Min.) Rebut a previous statement OR Make a fact based statement OR Tell a story/anecdote	Speaker	Summarize		
#6	Proposition Rebuttal #1 (1 Min.) Rebut a previous statement by an opponent, or ask an opponent a question about their statement	Speaker	Summarize		
#7	Proposition Statement #1 (1 Min.) Rebut a previous statement OR Make a fact based statement OR Tell a story/anecdote	Speaker	Summarize		
#8	Opposition Rebuttal #1 (1 Min.) Rebut a previous statement by an opponent, or ask an opponent a question about their statement	Speaker	Summarize		
#9	Opposition Statement #2 (1 Min.) Rebut a previous statement OR Make a fact based statement OR Tell a story/anecdote	Speaker	Summarize		
#10	Proposition Rebuttal #2 (1 Min.)	Speaker	Summarize		

The debate script shows step by step who is supposed to speak and when. First put your Name, Period, and Date on the script. This image was created by Mr. Robert Housch.

Write in the Proposition on your Debate Script:

Euthanasia (physician-assisted suicide) should be legal in the United States.

Proposition:			Debate Script	Name		
			Circle: Prop or Opp	Period	Date	
#1	Proposition Opening Statement #1 3 Minutes	Speaker	Summarize			
#2	Opposition Opening Statement #1 3 Minutes	Speaker	Summarize			
#3	Proposition Opening Statement #2 3 Minutes (This statement will not cover points made in their previous Opening Statement)	Speaker	Summarize			
#4	Opposition Opening Statement #2 3 Minutes (This statement will not cover points made in their previous Opening Statement)	Speaker	Summarize			
#5	Opposition Statement #1 (1 Min.) Rebut a previous statement OR Make a fact based statement OR Tell a story/anecdote	Speaker	Summarize			
#6	Proposition Rebuttal #1 (1 Min.) Rebut a previous statement by an opponent, or ask an opponent a question about their statement	Speaker	Summarize			
#7	Proposition Statement #1 (1 Min.) Rebut a previous statement OR Make a fact based statement OR Tell a story/anecdote	Speaker	Summarize			
#8	Opposition Rebuttal #1 (1 Min.) Rebut a previous statement by an opponent, or ask an opponent a question about their statement	Speaker	Summarize			
#9	Opposition Statement #2 (1 Min.) Rebut a previous statement OR Make a fact based statement OR Tell a story/anecdote	Speaker	Summarize			
#10	Proposition Rebuttal #2 (1 Min.)	Speaker	Summarize			

Then circle if you are on the Proposition side, or on the Opposition side. This image was created by Mr. Robert Housch.

When you are instructed, you will meet with your group and discuss who is doing what task, Opening Statement, Closing Statement, etc... and what you will cover.

Proposition:			Debate Script	Name		
			Circle: Prop or Opp	Period	Date	
#1	Proposition Opening Statement #1 3 Minutes	Speaker	Summarize			
#2	Opposition Opening Statement #1 3 Minutes	Speaker	Summarize			
#3	Proposition Opening Statement #2 3 Minutes (This statement will not cover points made in their previous Opening Statement)	Speaker	Summarize			
#4	Opposition Opening Statement #2 3 Minutes (This statement will not cover points made in their previous Opening Statement)	Speaker	Summarize			
#5	Opposition Statement #1 (1 Min.) Rebut a previous statement OR Make a fact based statement OR Tell a story/anecdote	Speaker	Summarize			
#6	Proposition Rebuttal #1 (1 Min.) Rebut a previous statement by an opponent, or ask an opponent a question about their statement	Speaker	Summarize			
#7	Proposition Statement #1 (1 Min.) Rebut a previous statement OR Make a fact based statement OR Tell a story/anecdote	Speaker	Summarize			
#8	Opposition Rebuttal #1 (1 Min.) Rebut a previous statement by an opponent, or ask an opponent a question about their statement	Speaker	Summarize			
#9	Opposition Statement #2 (1 Min.) Rebut a previous statement OR Make a fact based statement OR Tell a story/anecdote	Speaker	Summarize			
#10	Proposition Rebuttal #2 (1 Min.)	Speaker	Summarize			

Write a summary of your statements in the box which is labeled "summarize." This image was created by Mr. Robert Housch.

While someone is speaking, write on your debate script in the box labeled “Speaker” who is speaking, and in the box labeled “Summarize” a brief description of what they said.

	Proposition:		Debate Script		Name	
			Circle: Prop or Opp	Period	Date	
#1	Proposition Opening Statement #1 3 Minutes	Speaker	Summarize			
#2	Opposition Opening Statement #1 3 Minutes	Speaker	Summarize			
#3	Proposition Opening Statement #2 3 Minutes (This statement will not cover points made in their previous Opening Statement)	Speaker	Summarize			
#4	Opposition Opening Statement #2 3 Minutes (This statement will not cover points made in their previous Opening Statement)	Speaker	Summarize			
#5	Opposition Statement #1 (1 Min.) Rebut a previous statement OR Make a fact based statement OR Tell a story/anecdote	Speaker	Summarize			
#6	Proposition Rebuttal #1 (1 Min.) Rebut a previous statement by an opponent, or ask an opponent a question about their statement	Speaker	Summarize			
#7	Proposition Statement #1 (1 Min.) Rebut a previous statement OR Make a fact based statement OR Tell a story/anecdote	Speaker	Summarize			
#8	Opposition Rebuttal #1 (1 Min.) Rebut a previous statement by an opponent, or ask an opponent a question about their statement	Speaker	Summarize			
#9	Opposition Statement #2 (1 Min.) Rebut a previous statement OR Make a fact based statement OR Tell a story/anecdote	Speaker	Summarize			
#10	Proposition Rebuttal #2 (1 Min.)	Speaker	Summarize			

When someone is speaking, you should be constantly writing on the script. This image was created by Mr. Robert Housch.

The debate ends with closing statements from both sides.



The “Proposition” side speaks first, followed by the “Opposition” side. In the final huddle, the students will decide which student will represent them by giving the closing statement for their side. This image is courtesy of www2.humbolddeducation.com

The closing statement (approximately 3 minutes) should restate the opinions with strong supporting evidence.



You will restate your side's opinion, not the opposition's opinion. Each student should have a statement ready in case they are called upon to make either an opening statement or a closing statement if those people previously assigned those positions are not present during the debate.. This image is courtesy of enfe2012bioteca.wikispaces.com

The students will objectively vote on who they believe won the debate.



Notice we are not saying who is right or wrong, but who we believe won the debate.

This image is courtesy of www.satirecartoonists.com

The judges/moderators will objectively vote on who they believe won the debate.



WHO'S AWESOME?
YOU'RE AWESOME!

Notice we are not saying who is right or wrong, but who we believe won the debate.

This image is courtesy of mannuhn.deviantart.com.

Your final grade for the debate will be placed on the Debate Rubric.

Name		Period	
Proposition		Prop or Opp?	
		Date	
Requirement	Points Breakdown	Points Earned	
5 Sources 20 Facts	3		
4 Sources 16 Facts	2.5		
3 Sources 12 Facts	2		
2 Sources 8 Facts	1.5		
Less than 2 Sources 8 Facts	1		
5 Sources 5 Stories	3		
4 Sources 4 Stories	2.5		
3 Sources 3 Stories	2		
2 Sources 2 Stories	1.5		
Less than 2 Sources 2 Stories	1		
Effective Speaking 3 Times	3		
Effective Speaking 2 Times	2		
Effective Speaking 1 Time	1		
Position Statement Written	1-4		
Debate Rules Followed			
Teacher Observation	1-4		
All work is Neat, Readable Spelled Correctly, Turned in on Time	1-4		
Basic Grade	18		
Effective Opening Statement Verbally Presented	1-4		
Effective Closing Statement Verbally Presented	1-4		
Group Recorder	1-4		

One may earn extra points by either giving the opening argument or the closing argument to their side of the debate. This image was created by Robert Housch.

Possible Way for your group to divide up this topic:


- A. How many incidents of Physician-Assisted Suicide (or euthanasia) in the United States? How many in the world? What are the laws in other countries regarding Physician-Assisted Suicide or euthanasia?
- B. Should there be an age limit to Physician-Assisted Suicide? Does someone have to be mentally competent to request euthanasia? Who should make decisions for incapacitated individuals (such as someone in a persistent vegetative state)?
- C. What is a living will? Are living wills a good idea?
- D. What is quality of life, and how does it relate to euthanasia?
- E. Is euthanasia a good solution to terminal illnesses?
- F. How do churches feel about euthanasia? Do churches differ in their opinion on euthanasia? How do different religions differ on their opinion towards euthanasia?
- G. Have any states legalized euthanasia? Is euthanasia necessary if advances in medical science will soon cure the disease someone is suffering from?
- H. Should there be a punishment for those who assist someone with euthanasia in states where it is illegal? What should the punishment be? What is currently the punishment for euthanasia in different states or countries?
- I. Why do patients request Physician-Assisted death? (for our purposes, euthanasia)
- J. Should euthanasia and physician-assisted suicide only be allowed for the terminally ill? Are there cases where it should be allowed for someone not terminally ill?
- K. Would legalizing euthanasia and physician-assisted suicide save money for the American health care system? Would it save money for insurance companies? Would it save money for families? How would it impact hospitals?
- L. Is a physician ever obligated to help a patient with euthanasia? Does euthanasia (physician-assisted death) violate the Hippocratic Oath?

A recorder needs to be chosen for your group. The recorder will e-mail Mr. Housch a list of who is making what statement, and who is speaking on what topic.



One may earn extra points by either giving the opening statement, the closing statement, or being a recorder for their side of the debate. The recorder will also keep track of how many times the people in their group speak during the debate. This image was created by Robert Housch

Let's divide up your work by deciding who is doing opening statements, closing statements, who is the recorder, and the one minute statements.



We will use your debate scripts and the debate script power point. This image is courtesy of thenation.com

Fill out the Debate Template as you do your research.

Name:

Proposition:

Circle One: Proposition or Opposition	DEBATE RESEARCH			Date	Period
#1 Fact Source					
Source #1 Fact #1:					
Source #1 Fact #2					
Source #1 Fact #3					
Source #1 Fact #4					
#2 Fact Source					
Source #2 Fact #1:					
Source #2 Fact #2					
Source #2 Fact #3					
Source #2Fact #4					
#3 Fact Source					
Source #3 Fact #1:					
Source #3 Fact #2					
Source #3 Fact #3					
Source #3 Fact #4					

First fill in your name, and the Proposition: "Congress should make a law that bans American civilians from owning guns."

This image is courtesy of Mr. Robert Housch.

You will see a line with a “Fact Source.” Below that are as many as four facts that you acquired from that source.

Name:

Proposition:

Circle One: Proposition or Opposition	DEBATE RESEARCH	Date	Period
#1 Fact Source			
Source #1 Fact #1:			
Source #1 Fact #2			
Source #1 Fact #3			
Source #1 Fact #4			
#2 Fact Source			
Source #2 Fact #1:			
Source #2 Fact #2			
Source #2 Fact #3			
Source #2 Fact #4			
#3 Fact Source			
Source #3 Fact #1:			
Source #3 Fact #2			
Source #3 Fact #3			
Source #3 Fact #4			

More than 5 Sources and 20 Facts is a “4.” 5 Sources and 20 Facts is a “3.” 4 Sources and 16 Facts is a “2.5.” 3 Sources and 12 Facts is a “2.” 2 Sources and 8 Facts is a “1.5” Below 2 Sources and 8 Facts is a “1.” This image is courtesy of Mr. Robert Housch.

Recommended Research Sites

<http://euthanasia.procon.org/>

<http://www.bbc.co.uk/ethics/euthanasia/>

<http://www.pewresearch.org/topics/death-and-dying/>

<http://www.cnn.com/2014/11/26/us/physician-assisted-suicide-fast-facts/>

<http://www.thehastingscenter.org/Publications/BriefingBook/Detail.aspx?id=2202>

<http://www.patientsrightscouncil.org/site/holland-background/>

<http://www.life.org.nz/euthanasia/euthanasia3/>

https://en.wikipedia.org/wiki/Terri_Schiavo_case

<http://abcnews.go.com/Health/terri-schiavo-10-years-death-end-life-debate/story?id=30013571>

<http://time.com/3678199/brittany-maynard-death-with-dignity-legislation-california/>

Recommended Research Sites

<http://time.com/3763521/terri-schiavo-right-to-die-brittany-maynard/>

<http://time.com/4054178/right-die-doctor-california/>

<http://www.deathwithdignity.org/historyfacts/questions>

https://en.wikipedia.org/wiki/Voluntary_euthanasia

<http://time.com/4054178/right-die-doctor-california/>

<http://www.worldrtd.net/es/euthanasia-and-world>

<http://www.nytimes.com/2007/03/21/opinion/21iht-edsokol.4978393.html>

<http://wrtl.org/assisted-suicide/fast-facts-assisted-suicide/>

<http://www.nytimes.com/roomfordebate/2014/10/06/expanding-the-right-to-die>

<http://listverse.com/2014/11/15/10-heartbreaking-right-to-die-cases/>

<https://www.rnw.org/archive/nine-myths-about-euthanasia-netherlands>

During your research, don't automatically raise your hand to ask Mr. Mr. Housch a question about what something means.



You have a powerful tool at your disposal called the internet. Look up words on websites such as dictionary.com or wikipedia.com. This image is courtesy of photomatt7.wordpress.com

The debate will be during class on Friday.



A recorder needs to be chosen for your group. The recorder will e-mail Mr. Housch a list of who is making what statement, and who is speaking on what topic.



One may earn extra points by either giving the opening statement, the closing statement, or being a recorder for their side of the debate. The recorder will also keep track of how many times the people in their group speak during the debate. This image was created by Robert Housch

Possible Way for your group to divide up this topic:

- A. How many incidents of Physician-Assisted Suicide (or euthanasia) in the United States? How many in the world? What are the laws in other countries regarding Physician-Assisted Suicide or euthanasia?
- B. Should there be an age limit to Physician-Assisted Suicide? Does someone have to be mentally competent to request euthanasia? Who should make decisions for incapacitated individuals (such as someone in a persistent vegetative state)?
- C. What is a living will? Are living wills a good idea?
- D. What is quality of life, and how does it relate to euthanasia?
- E. Is euthanasia a good solution to terminal illnesses?
- F. How do churches feel about euthanasia? Do churches differ in their opinion on euthanasia? How do different religions differ on their opinion towards euthanasia?
- G. Have any states legalized euthanasia? Is euthanasia necessary if advances in medical science will soon cure the disease someone is suffering from?
- H. Should there be a punishment for those who assist someone with euthanasia in states where it is illegal? What should the punishment be? What is currently the punishment for euthanasia in different states or countries?
- I. Why do patients request Physician-Assisted death? (for our purposes, euthanasia)
- J. Should euthanasia and physician-assisted suicide only be allowed for the terminally ill? Are there cases where it should be allowed for someone not terminally ill?
- K. Would legalizing euthanasia and physician-assisted suicide save money for the American health care system? Would it save money for insurance companies? Would it save money for families? How would it impact hospitals?
- L. Is a physician ever obligated to help a patient with euthanasia? Does euthanasia (physician-assisted death) violate the Hippocratic Oath?